



ANNUAL 2018 REPORT

& FINANCIAL STATEMENTS



REEF
CASINO TRUST
ARSN 093 156 293

TABLE OF CONTENTS

| | |
|--|----|
| Chairman's Review | 1 |
| Directors' Report | 7 |
| Statement of Profit or Loss and Other Comprehensive Income | 16 |
| Statement of Financial Position | 17 |
| Statement of Changes in Equity | 18 |
| Statement of Cash Flows | 19 |
| Notes to the Financial Statements | 20 |
| Directors' Declaration | 39 |
| Independent Auditor's Report | 40 |
| Auditor's Independence Declaration | 43 |
| Corporate Governance Statement | 44 |
| Securities Exchange Information | 51 |
| Trust Directory | 53 |

Annual General Meeting

24 May 2019 at 2pm
 The Reef Hotel Casino
 35-41 Wharf Street Cairns
 Cairns Qld Australia

**Unit Distribution
 Half year ended 31 December 2018**

10.57 cents per unit
 Payment date - 13 March 2019
 Total for 2018 - 20.28

Announcement Dates

Half year ending 30 June 2019

Estimated distribution mid June 2019
 Results late August 2019

Half year ending 31 December 2019


Estimated distribution mid December 2019
 Results late February 2020



VIP Table Gaming



BAR36



VIP Gaming Machines

CHAIRMAN'S REVIEW

Dear Unitholders,

On behalf of the Board of Directors of Reef Corporate Services Limited, Responsible Entity of the Reef Casino Trust (the Trust), I hereby present my review of the Trust for the financial year ended 31 December 2018.

The chair of Reef Corporate Services Limited changed on 24 August 2018 from Mr Ben Macdonald to Mr Richard Haire. Mr Macdonald remains on the Board of Reef Corporate Services Limited as a non-executive director appointed by Casinos Austria International Limited. Mr Macdonald's appointment as Chairperson in 2000 saw him chair the Trust through some challenging times. His chairmanship through these years has been a bastion significantly contributing to the stability of the Board and successes of the Trust. On behalf of the Board, I thank Mr Macdonald for his contributions and services as chairperson and look forward to his on-going contributions as a non-executive director.

Highlights

Net profit, distributable profit

The Trust reported a net profit of \$5.05 million, with a distributable profit* for the year of \$10.1 million (2017: \$11.3 million). Unitholders' distributions classified as "finance costs" were \$5.05 million.

Earnings before interest, tax, depreciation and amortisation (EBITDA)

Trust EBITDA was \$15.2 million (2017: \$16.6 million).

Unit distribution

A unit distribution of 10.57 cents per unit (2017: 15.5 cents per unit) for the six months from 1 July 2018 to 31 December 2018 has been declared. As the actual distribution for the six months from 1 January 2018 to 30 June 2018 was 9.71 cents per unit, the total distribution for the full year 2018 is 20.28 cents per unit (2017: 22.86 cents per unit). Total unit distribution for the year is 100% of distributable earnings.

Trust income

Trust income, consisting mainly of rental income from the Reef Hotel Casino, was \$21.4 million (2017: \$22.4 million). Trust income in the first half was 13.6% higher than the previous year, in the second half, Trust income was 16.9% lower than the previous year.

Trust Distributable Profit

Trust distributable profit* for the year ended 31 December 2018 was \$10.1 million compared to \$11.3 million the previous year.

Rental income from the Reef Hotel Casino was 4.4% lower than 2017.

Trust total expenses were 1.8% higher than 2017. Contributing factors included a full year of higher responsible entity fees following an uplift in the value of the Reef Hotel Casino property, corporate development costs and insurance premium and director fees increases.

** Basis of preparation: Distributable profit is a non-IFRS measure that is determined in accordance with the Trust Constitution and used as the basis for determining distributions to unitholders. Distributable profit is determined as net profit for the year, adding back distributions to unitholders which have been treated as finance costs in accordance with IFRS. The distributable profit has been audited by Grant Thornton Audit Pty Ltd. Refer to the auditor's report on page 40 for the year ended 31 December 2018.*

Trust Distributable Profit (continued)

| | 2018 | 2017 | |
|--|-----------------------|-----------------------|---------------|
| | \$'000 | \$'000 | |
| REVENUE AND OTHER INCOME | | | |
| Rental revenue | 21,230 | 22,201 | -4.4% |
| Other revenue and interest income | 187 | 195 | |
| Total revenue and other income | 21,417 | 22,396 | -4.4% |
| EXPENSES | | | |
| Operating | 6,399 | 6,080 | |
| Depreciation and amortisation | 4,919 | 5,033 | |
| Total expenses | 11,318 | 11,113 | 1.8% |
| PROFIT BEFORE FINANCE COSTS¹ | 10,099 | 11,283 | -10.5% |
| ATTRIBUTABLE TO UNITHOLDERS | | | |
| Finance costs ¹ attributable to unitholders | 5,049 | 5,642 | |
| PROFIT FOR PERIOD | 5,050 | 5,641 | -10.5% |
| | Cents per unit | Cents per unit | |
| Earnings per unit | 20.28 | 22.66 | |
| Distribution per unit | 20.28 | 22.86 | |

¹"Finance costs" relate to 50% of distributable profit payable to unitholders.

Unit Distribution

The Trust has declared a unit distribution of 10.57 cents per unit, for the six months from 1 July 2018 to 31 December 2018. The record date was 31 December 2018 and payment will be made on 13 March 2019.

A distribution of 9.71 cents per unit was paid for the six months from 1 January to 30 June 2018. For the 2018 financial year, the total distribution declared was 20.28 cents per unit.

Therefore, the 2018 total unit distribution comprised 100% of 2018 distributable earnings.

The undistributed income account balance is 11.9 cents per unit, or \$5.93 million.

The Trust intends to continue its distribution policy to pay out "100% of distributable profit".

Trust Balance Sheet

The Trust's balance sheet remains strong and healthy with the Trust's cash position remaining positive and the Trust continuing to have adequate working capital. The Trust's interest only business term loan facility with the Bank of Queensland remains unchanged at \$13.5 million, expiring on 31 January 2022. The amount drawn down at 31 December 2018 was \$4.2 million.

Capital Investment

The Casino Refresh project was successfully completed in December 2018 which included a new high stakes table gaming area, a new slots gaming area, a new casino entrance, new carpet throughout the main floor and a refreshed Flinders Bar and Grill.

Capital expenditure in 2018 also consisted of operational requirements of the Reef Hotel Casino including new gaming machines and capital commitments for the proper maintenance of the Reef Hotel Casino complex.

REVIEW OF PERFORMANCE AND STRATEGY AT REEF HOTEL CASINO PROVIDED BY THE CEO OF THE OPERATOR, CASINOS AUSTRIA INTERNATIONAL (CAIRNS) PTY LTD (CAIC)

Allan Tan, the CEO of the operator of the Reef Hotel Casino (CAIC) which is jointly owned by Casinos Austria International and Accor, presents his review as follows :-

Reef Hotel Casino's CEO's Report

Trading and operating conditions

- A strong record performance by hotel room operations
- Our hotel casino complex had an improved Chinese New Year high tourist season which contributed in part to good premium play
- Our complex continued to aggressively take on the local competition in electronic gaming machine operations
- Our food and beverage operations continued to strongly support the overall performance of our complex

Key strategies

Our management strategy continued to underpin the underlying solid performance at the Reef Hotel Casino.

Operating as *One Complex, One Team, One Success*, we offer a seamless entertainment complex under one roof and one team backed up by a full marketing program that positions our complex as a *Must See Must Visit* entertainment venue in Cairns. As an *Employer of Choice*, this goes to our strength in the hospitality business with *The best gaming venue in Cairns* with an international class casino run to the highest standards and *The best hotel in Cairns* offering the best 5 star accommodation. Finally, *Superior cost control and risk management* best practice is applied throughout the complex.

During 2018:-

Casino Operations

- **Casino Refresh Project**
This was successfully completed in December 2018. The new high stakes table gaming area is targeted at locals and tourists particularly Chinese visitors. The new slots area is aimed at enhancing our competitiveness in the local market and tourist markets. A refreshed Flinders Bar and Grill will increase its appeal to casino patrons in general while the new casino entrance and new carpeting will add to the overall casino experience.

Reef Hotel Casino CEO's Report (continued)

Key strategies (continued)

Casino Operations (continued)

- **Electronic Gaming**
Our renovated complex ground floor (BAR36, casino, hotel lobbies) played an important role by helping drive visitations into our entertainment complex. We increased advertising in Cairns and selected regions to target the visitor market. There was a full promotion, entertainment and marketing program and continued investment in new gaming products.
- **Table Games**
The further development of premium gaming activity was undertaken both domestically and with Macau-based agents. The immediate and short term outlook for the China market is somewhat uncertain given recent geo-political and economic developments.

Hotel Operations

- **Rooms**
Our Pullman hotel applied sharp yield management strategies to capitalise on a reduced inventory in Cairns in 2018 and benefitted from high end tours and cruise ships homeporting in Cairns to drive revenue per available room (REVPAR) performance.
- **Food and beverage**
We had a full and targeted entertainment program to strengthen BAR36's position as the best live entertainment venue in Cairns.

Looking ahead:-

Hotel

- Sharp yield management and leverage off our market reputation as the best hotel in Cairns
- Further enhance and refine entertainment, food and beverage operations to support the whole complex

Casino

- Increase our competitiveness in the local slots market
- Focussed targeting of tourists and visitors to increase visitations to the casino

Cost control

- Tight management control over expenditure and costs will continue

Complex performance

Rental Paid to Trust

- Total complex rentals to the Trust were 4.4% lower due to more challenging trading and economic conditions in 2018 even as visitations to the casino increased by 6.0%.

Casino

- **Electronic games**
Revenues were 4.0%# lower than 2017. We continued to implement measures and take action to increase our competitiveness in the local market.
- **Table games**
Revenues were 12.8%# higher than 2017. Stronger premium play was in a large part due to an improved Chinese New Year tourist season. Softer grind play was mainly due to an overall softer China tourist market.

Reef Hotel Casino CEO's Report (continued)

Complex performance (continued)

Hotel

- **Room Accommodation**

Record revenues were 17.8% higher than 2017. Successful yield management, product packaging and leveraging off Accor's global and Australian network continue to be key to a good performance.

- **Food and Beverage**

Revenues were 0.2%[#] higher than 2017. Our food and beverage facilities continued to play a key role in supporting our casino operations.

On a comparative basis without the impact of AASB 15 Revenue from Contracts with Customers applied for the first time in this period.

Complex cost management and control

Operating costs were well managed and controlled throughout the complex.

Chairman's Review (continued)

Trust Outlook

The operator of the Reef Hotel Casino is Casinos Austria International (Cairns) Pty Limited (CAIC), jointly owned by Casinos Austria International Limited (CAIL) and Accor. The relationship between the Trust as the owner of the Reef Hotel Casino complex and CAIC as the operator continues to work well.

The Trust has kept unitholders and the market informed regarding corporate developments at Casinos Austria AG (CASAG), which is the ultimate parent company of CAIL.

Queensland Government's proposed Global Tourism Hub (GTH)

On 28 October 2017 the Queensland Government announced its proposed GTH policy for Cairns. The government's process continued during 2018 and looks like it will extend well into 2019 and possibly beyond.

The Trust continues to consider any appropriate future investment to expand. To this end, your Board is undertaking and continuing internal discussions with the Queensland Government. In response to the Department of State Development's request, a submission regarding the Government's investigation into a potential State Development Area to support the Tropical North Global Tourism Hub has been made.

The government has imposed strict confidentiality obligations as part of its GTH process.

Reef Hotel Casino - Trust's principal asset

The Trust's sole investment is the Reef Hotel Casino and so it is exposed to the risks inherent in the ownership of a single asset located in Cairns. The Trust remains positive regarding its longer term trading. The Reef Hotel Casino's management strategy is to drive future growth based on three key strategic areas – electronic gaming, table games including premium play and hotel operations. The future performance of the Trust will still rely on the local economy improving and a continued growth in tourism to the Great Barrier Reef and Cairns.

Trust Outlook (continued)

2019 operational direction/outlook

Some relevant indicators

- Geo-political and economic factors – the global picture is somewhat uncertain especially given the tensions between USA and China
- Australian economy – the outlook here is marked by slower growth, a contracting housing market and cautious consumer spending
- Cairns economy – generally reflects the broader Australian economy; more specifically tourism will continue to play a key part and some growth in domestic tourism can be expected; China tourist market outlook is somewhat neutral to posting some growth

The Trust Board endorses the CEO's strategic plan to drive future operational performance at the Reef Hotel Casino.

The Trust intends to continue with a 100% of distributable profit distribution policy.



Richard Haire
Chairman
Reef Corporate Services Limited
Responsible Entity of Reef Casino Trust
22 February 2019

DIRECTORS' REPORT

Mr Richard Haire
Non-executive Chairman



Mr Keith DeLacy
Non-executive Director
Chairman of Compliance,
Audit & Risk Committee



Mr Benjamin W Macdonald
Non-executive Director



Mr Christoph Zurucker-Burda
Non-executive Director



Mr Michael Issenberg
Non-executive Director



Mr Allan Tan
Executive Director,
CEO Reef Hotel Casino



Mr Simon McGrath
Non-executive Director



Mr Phillip Basha
Alternate for Mr Issenberg



The directors of Reef Corporate Services Limited, ABN 66 057 599 621, the Responsible Entity of Reef Casino Trust (the Trust) present their report together with the financial statements of the Trust for the year ended 31 December 2018 and the auditor's report thereon.

Directors

The directors of Reef Corporate Services Limited during the financial year or since the end of the financial year (except as otherwise stated) are:

Mr Richard Haire (Chairman from 24 August 2018)
Mr Benjamin W Macdonald (Chairman until 24 August 2018)
Mr Keith DeLacy
Dr Alexander Labak (26 February 2018 to 13 November 2018)
Mr Christoph Zurucker-Burda (appointed 14 November 2018)
Mr Michael Issenberg
Mr Allan Tan (director and alternate for Mr Macdonald)
Mr Simon McGrath
Mr Philip Basha (alternate for Mr Issenberg)
Dr Karl Stoss – resigned 6 February 2018
Mr Alexander Tucek (alternate for Dr Stoss) until 6 February 2018

Principal activities

The Trust is the owner and lessor of the Reef Hotel Casino complex which is located in Cairns, North Queensland, Australia.

Review and results of operations

The review and results of operations is contained in the Chairman's Review commencing on page 1.

This includes information on the financial position and business strategies and prospects for future financial years.

Distributions

Distributions are paid on a half yearly basis.

The distribution of \$7.719 million (15.5 cents per unit) in respect of the six month period ended 31 December 2017 as reported in the 2017 annual report was paid on 14 March 2018.

The distribution of \$4.836 million (9.71 cents per unit) in respect of the six month period ended 30 June 2018 was paid on 12 September 2018 (note 12).

The directors have declared a distribution of \$5.264 million (10.57 cents per unit) in respect of the six month period ended 31 December 2018 to be paid on 13 March 2019 (note 12).

Significant changes in the state of affairs

There was no significant change in the nature of the activity of the Trust that occurred during the financial year under review.

Environmental regulation

The Trust's operations are not subject to any significant environmental regulations under either Commonwealth or State legislation. The Responsible Entity believes that the Trust has adequate systems in place for the management of its environmental requirements and is not aware of any material breach of those environmental requirements as they apply to the Trust.

Events subsequent to balance date

On 22 February 2019, the board of directors of the Responsible Entity, Reef Corporate Services Limited, declared a 10.57 cent per unit distribution payable on 13 March 2019. This distribution totals \$5.264 million.

Other than as identified in this report, there has not arisen in the interval between the end of the financial year and the date of this report any item, transaction or event of a material and unusual nature likely, in the opinion of the directors, to affect significantly the operations of the Trust, the results of those operations, or the state of affairs of the Trust, in future financial years.

Interests of the Responsible Entity

Reef Corporate Services Limited holds no units either directly or indirectly in Reef Casino Trust. Associates of the Responsible Entity hold 36,408,411 units at 31 December 2018 (2017: 36,408,411 units).

Units on issue

Units on issue and movements in issued units are detailed in note 11 to the financial statements.

Assets

The Trust had total assets of \$104.923 million as at 31 December 2018 (2017: \$106.692 million). The basis of valuation of the Trust's assets is disclosed in note 8 to the financial statements.

Responsible Entity's remuneration

In accordance with the Trust Constitution, Reef Corporate Services Limited is entitled to receive:

- (i) Half yearly fees calculated as 0.375% of the value of net assets of the Trust (as defined in the Trust Constitution) as at the last day of the half year period just completed, paid quarterly, plus
- (ii) Half yearly fees calculated as the greater of \$37,500 indexed and a fee calculated on a sliding scale by reference to the value of gross assets (as defined in the Trust Constitution), payable within two months of the end of each half yearly period.

Reef Corporate Services Limited is also entitled to reimbursement of Trust expenses incurred on behalf of the Trust.

Set out below are the fees paid or payable by the Trust to the Responsible Entity during the year:

| | Dec 2018 \$ | Dec 2017 \$ |
|---------------------------------|----------------------------|----------------------------|
| Responsible Entity fees | 1,228,352 | 1,154,375 |
| Reimbursement of Trust expenses | 132,961 | 100,204 |

Directors' interests

The relevant interests of each director of Reef Corporate Services Limited in the unit capital of the Trust at the date of this report are set out below:

| | Number of units held |
|-----------------------------|-----------------------------|
| Mr Benjamin W Macdonald | 263,750 |
| Mr Keith DeLacy | 5,000 |
| Mr Richard Haire | - |
| Mr Michael Issenberg | 221,000 |
| Mr Christoph Zurucker-Burda | - |
| Mr Allan Tan | 79,950 |
| Mr Simon McGrath | - |
| Mr Philip Basha | - |

Likely developments

The Trust will continue as owner and lessor of the Reef Hotel Casino complex located in Cairns. The Trust will also consider appropriate opportunities similar to its current investment in the Reef Hotel Casino complex.

Indemnities and insurance premiums for officers or auditors

Indemnification

Under the Trust Constitution, Compliance, Audit and Risk Committee members are entitled to be indemnified out of the trust fund in respect of liabilities incurred in good faith through acting as a member of the Compliance, Audit and Risk Committee in successfully defending proceedings against them. The Responsible Entity is also entitled to be indemnified out of the trust fund in accordance with the Trust Constitution. Since the end of the previous financial year, the Trust has not indemnified or made a relevant agreement for indemnifying against a liability any person who is or has been an officer of the Responsible Entity or an auditor of the Trust.

Insurance premiums

During the financial year the Trust has paid premiums to insure current and former directors and officers of the Responsible Entity against liabilities arising as a result of work performed in their capacity as directors or officers of the Responsible Entity.

The insurance policy prohibits disclosure of the nature of the liability insured against and the amount of the premium.

Other assurance services

During the year, Grant Thornton, the Trust's auditors, performed certain other services in addition to their statutory audit duties. Details are shown in note 16 and are referred to as other assurance services.

The Board has considered these other assurance services provided during the year by the auditor and is satisfied that the provision of those other assurance services during the year is compatible with, and did not compromise, the auditor independence requirements of the *Corporations Act 2001* for the following reasons:

- All other assurance services were subject to the corporate governance procedures adopted by the Trust and have been reviewed by the Compliance, Audit and Risk Committee to ensure they do not impact upon the impartiality and objectivity of the auditor.
- The other assurance services do not undermine the general principles relating to auditor independence as set out in APES 110 Code of Ethics for Professional Accountants, as they did not involve reviewing or auditing the auditor's own work, acting in a management or decision-making capacity for the Trust, acting as an advocate for the Trust or jointly sharing risks and rewards.

Information on directors

Richard Haire – Non-executive Chairman since 24 August 2018, Independent non-executive director since 1 October 2013

Mr Haire is a member of the Compliance, Audit and Risk Committee.

Mr Haire has more than 29 years' experience in the international cotton and agribusiness industry. He was the Chief Executive Officer of Queensland Cotton Corporation Pty Ltd from 1989 to 2007. He was also the Managing Director and Regional Head, Australia and New Zealand of Olam International from 2007 to 2012.

Mr Haire is a director and Chairman of the Audit Committee at the Bank of Queensland, a director at BEC Feed Solutions Limited, and the Chairman of the Cotton Research and Development Corporation (CRDC).

Mr Haire holds a Bachelor of Economics Degree from the University of New England. He is a fellow of the Australian Institute of Company Directors.

Ben Macdonald AM – Non-executive Chairman to 24 August 2018; director since 20 September 1995

Mr Macdonald was born in Brisbane and educated at Geelong Grammar School Victoria. He joined Macdonald Hamilton & Co Ltd in 1952, retiring in 1985 as joint Managing Director of the company.

Since 1985, he has served as a director of a number of Australian public companies, some of which were Perpetual Trustees Australia Ltd (Chairman), AMP Society (Australia board), CSR Limited, Placer Pacific Ltd, Allgas Energy Ltd, Bank of Queensland Ltd (Deputy Chairman), Casinos Austria International Limited (Chairman), Queensland Cotton Holdings Ltd (Chairman), FKP Ltd (Chairman) and AP Eagers Ltd (Chairman). He was a founding director and deputy Chairman of Brisbane's first FM radio station (Four Triple M Ltd).

Mr Macdonald served as the Honorary Consul for Uruguay in Queensland and served on the Committee of the Royal Automobile Club of Queensland and the Salvation Army (Brisbane Division).

For service to business and commerce through executive roles with a range of investment, banking and agricultural organisations, and to the community as a supporter of charitable and sporting bodies he has been awarded an AM.

Keith DeLacy AM – Independent non-executive director; director since 1 December 1999

Mr DeLacy is the Chairman of the Compliance, Audit and Risk Committee.

Mr DeLacy is a past president of the Queensland Division of the Australian Institute of Company Directors (AICD).

Mr DeLacy was born in Cairns and until recently still lived there with his family. He was the State Member for Cairns for fifteen years and Treasurer of Queensland from 1989 to 1996.

Information on directors (continued)

Keith DeLacy AM – Independent non-executive director; director since 1 December 1999 (continued)

Mr DeLacy is on the advisory Board of both Queensland Leaders and the Graduate School of Business at QUT.

Over the years he has been Chairman of Macarthur Coal, Australia's largest cotton producer Cubbie Group, COFCO Australia, Queensland Sugar (QSL) and the Global Sugar Alliance, Ergon Energy and the Trinity Group, as well as a range of not-for profits.

For services to the community Mr DeLacy has been awarded an AM, the Centenary Medal, honorary doctorates from both James Cook University (HonDLitt) and Central Queensland University (DUniv), and the Gatton Gold medal from the University of Queensland.

Christoph Zurucker-Burda -non-executive director; director since 14 November 2018

Christoph Zurucker-Burda studied Business Administration at Vienna University of Economics and Business, where he specialized in Business Taxation and Investment Banking and Capital Market Communication. He also spent one semester abroad at the University of South Australia in Adelaide. After graduating, he joined the tax consultancy TPA Horwath in Vienna as a Tax Advisor, moved in 2007 to BDO Auxilia as an Auditor and Certified Tax Advisor and subsequently assumed the position of Senior Fund Manager with a large real estate property fund.

Mr Zurucker-Burda joined Casinos Austria International as Executive Vice President Finance in 2011, was appointed Chief Financial Officer in December 2013 and Chief Executive Officer in July 2018.

Christoph Zurucker-Burda is a qualified auditor and certified tax advisor.

Michael Issenberg – Non-executive director; director since 21 January 2002

Mr Issenberg is Chairman and Chief Executive Officer of AccorHotels Asia Pacific and has been with Accor for more than 20 years. He has responsibility and oversight for AccorHotels' full range of business interests in the Asia Pacific region and is also a member of the Global Executive Committee.

Prior to joining AccorHotels, Mr Issenberg spent five years as Chief Executive Officer, Mirvac Hotels. This was following a successful career at Westin Hotels and Resorts, Laventhol & Horwath and Horwath & Horwath Services Pty Limited in San Francisco and Sydney. He came to Accor with an impressive background in the hotel industry.

In addition to Reef Casino Trust, Mr Issenberg is also a director of The A-HTRUST (Ascendas Hospitality Trust) listed on the Singapore Stock Exchange.

Mr Issenberg, holds a degree in hotel administration from Cornell University, USA and is a Lifetime Member of the Cornell Hotel Society. Mr Issenberg is also a Lifetime Member of Tourism and Transport Forum in Australia.

Mr Issenberg was awarded the Ordre National du Mérite from the French Government for his work in forging strong links between France and the world and for showcasing the best standards in French

Information on directors (continued)

Michael Issenberg – Non-executive director; director since 21 January 2002 (continued)

hospitality, innovation and savoir faire. He was named Asia Pacific Hotelier of the Year 2015 and 2012 in the Hotel Management Awards and International Hotelier of the Year 2014 at the China Hotel Investment Conference.

Allan Tan – Executive director; director since 28 March 2006. Alternate for Mr Macdonald; alternate director since 10 July 1997

Mr Tan is the CEO of the Reef Hotel Casino and Executive Director of Casinos Austria International Limited. He joined Casinos Austria International Limited in 1995 as Chief Financial Officer and Company Secretary. Since this time, he has held several positions within the group, including Chief Financial Officer and Company Secretary for Reef Casino Trust and Regional Manager (Australia, Asia Pacific) for Casinos Austria Group.

Mr Tan holds an honours degree in Commerce (Accounting) from the University of Birmingham, England. He is a member of the Institute of Chartered Accountants in England and Wales and a member of Governance Institute of Australia.

Mr Tan also holds a number of executive directorships within the Casinos Austria Group. Prior to joining Casinos Austria, Mr Tan held positions as an auditor with (now) global audit firm Deloitte Touche Tohmatsu in London and Brisbane, as hotel-casino internal auditor with Hilton Hotels Inc. at Jupiters on the Gold Coast, Financial Controller and Company Secretary of Bond University on the Gold Coast.

Simon McGrath – Non-executive director; director since 23 August 2011

Mr McGrath is a member of the Compliance, Audit and Risk Committee.

Mr McGrath is the Chief Operating Officer for AccorHotels Pacific responsible for over 385 hotels, 53,000 rooms and 21,000 employees in the Pacific region.

Mr McGrath has had an extensive and highly respected career in the hotel sector having worked in executive management positions throughout Australia in key cities and iconic destinations. In addition to his local experience, Mr McGrath has worked throughout Asia in key locations including Malaysia and Thailand.

In addition to his role as Chief Operating Officer for AccorHotels Pacific, Mr McGrath holds the following Directorship Roles: Director of AAPC Limited; Director of Accor Vacation Club (AVC) Mr McGrath also currently holds positions on the following industry Boards: Deputy Chairman of Tourism and Transport Forum (TTF); Deputy President, Accommodation Association of Australia (AAA); Blue Mountains International Hotel Management School Industry Advisory Board. Outside of tourism and hospitality, he holds the position of Independent Director of Genesis Care (leading healthcare company).

Mr McGrath has played a major advocacy role in advancing Indigenous employment in hospitality and wider economic employment. He has also championed and taken a lead role to greatly improve gender diversity in the tourism sector.

Information on directors (continued)

Simon McGrath – Non-executive director; director since 23 August 2011 (continued)

Mr McGrath has been recognised for his contribution to the hospitality industry with numerous individual and company awards of excellence. He was awarded Australasian Hotelier of the Year in 2009 and again recently in 2017 and 2018 at the HM (Hotel Management) Awards. Also at the HM Awards, AccorHotels was named Best Accommodation Chain 2013. In addition, Simon received a Gold Bernache, the highest accolade for AccorHotels globally, for Performance in 2012.

Philip Basha – Alternate for Mr Issenberg; alternate director since 23 August 2011

Mr Basha joined the Accor finance team in 2003 and is currently the Senior Vice President Corporate Finance AccorHotels Pacific. He commenced his accounting career at KPMG in 1999 and spent five years as an auditor in its Consumer and Industrial Markets group. He holds a Bachelor of Economics (Accounting) from Macquarie University and is a member of Chartered Accountants Australia and New Zealand.

Lead auditor's independence declaration under section 307C of the Corporations Act 2001

The lead auditor's independence declaration is set out on page 43 and forms part of the directors' report for the year ended 31 December 2018.

Rounding off

The Trust is of a kind referred to in ASIC Corporations (Rounding in Financials/Directors' Reports) Instrument 2016/191 dated 24 March 2016 and in accordance with that Corporations Instrument, amounts in the financial statements and the directors' report have been rounded off to the nearest thousand dollars, unless otherwise stated.

Signed in accordance with a resolution of the directors of Reef Corporate Services Limited.



Richard Haire
Director
Brisbane
22 February 2019



Keith DeLacy
Director

STATEMENT OF PROFIT OR LOSS AND OTHER COMPREHENSIVE INCOME

for the year ended 31 December 2018

| | Note | Dec 2018 \$'000 | Dec 2017 \$'000 |
|--|------|-----------------------|-----------------------|
| REVENUE AND OTHER INCOME | | | |
| Revenue and other income | 4 | 21,417 | 22,396 |
| TOTAL REVENUE AND OTHER INCOME | | 21,417 | 22,396 |
| EXPENSES | | | |
| Depreciation and amortisation | 5 | 4,919 | 5,033 |
| Property outgoings | | 1,296 | 1,220 |
| Rates and taxes | | 750 | 776 |
| Responsible Entity fees | | 1,228 | 1,154 |
| Repairs and maintenance | | 1,051 | 981 |
| Insurance | | 662 | 599 |
| Responsible Entity director fees | | 344 | 273 |
| Other expenses | | 823 | 756 |
| TOTAL EXPENSES | | 11,073 | 10,792 |
| RESULTS FROM OPERATING ACTIVITIES | | 10,344 | 11,604 |
| RESULTS FROM OPERATING ACTIVITIES | | | |
| Finance costs attributable to unitholders | | 5,049 | 5,642 |
| Interest expense on financial liabilities measured at amortised cost | | 245 | 321 |
| TOTAL FINANCE COSTS | 6 | 5,294 | 5,963 |
| PROFIT FOR THE YEAR | | 5,050 | 5,641 |
| OTHER COMPREHENSIVE INCOME FOR THE YEAR | | | |
| | | - | - |
| TOTAL COMPREHENSIVE INCOME FOR THE YEAR | | 5,050 | 5,641 |
| Earnings per unit | | | |
| Basic and diluted earnings per unit (cents) | 17 | 20.28 | 22.66 |

The statement of profit or loss and other comprehensive income is to be read in conjunction with the accompanying notes.

STATEMENT OF FINANCIAL POSITION

as at 31 December 2018

| | Note | Dec 2018 \$'000 | Dec 2017 \$'000 |
|---------------------------------------|------|-----------------------|-----------------------|
| ASSETS | | | |
| Cash and cash equivalents | 14 | 3,169 | 4,169 |
| Receivables | 7 | 2,289 | 1,900 |
| TOTAL CURRENT ASSETS | | 5,458 | 6,069 |
| Receivables | 7 | 750 | 750 |
| Property, plant and equipment | 8 | 98,608 | 99,745 |
| Intangible assets | | 107 | 128 |
| TOTAL NON-CURRENT ASSETS | | 99,465 | 100,623 |
| TOTAL ASSETS | | 104,923 | 106,692 |
| LIABILITIES | | | |
| Payables | 9 | 3,886 | 5,368 |
| TOTAL CURRENT LIABILITIES | | 3,886 | 5,368 |
| Loans and borrowings | 10 | 4,200 | 3,200 |
| Deferred income | | 19 | 27 |
| Issued units – liability portion | 11 | 85,051 | 85,051 |
| TOTAL NON-CURRENT LIABILITIES | | 89,270 | 88,278 |
| TOTAL LIABILITIES | | 93,156 | 93,646 |
| EQUITY | | | |
| Issued units – equity portion | 11 | 85,051 | 85,051 |
| Distribution account | 12 | 2,632 | 3,909 |
| Undistributed income | | 5,927 | 5,929 |
| Accumulated losses | | (81,843) | (81,843) |
| TOTAL EQUITY | | 11,767 | 13,046 |
| TOTAL EQUITY AND LIABILITIES | | 104,923 | 106,692 |
| MEMORANDUM NOTE – ISSUED UNITS | | | |
| Issued units – liability portion | | 85,051 | 85,051 |
| Issued units – equity portion | | 85,051 | 85,051 |
| | | 170,102 | 170,102 |

The statement of financial position is to be read in conjunction with the accompanying notes.

STATEMENT OF CHANGES IN EQUITY

for the year ended 31 December 2018

| | Issued units \$'000 | Distribution account \$'000 | Undistributed income \$'000 | Accumulated losses \$'000 | Total \$'000 |
|---|---------------------------|-----------------------------------|-----------------------------------|---------------------------------|-----------------|
| 1 JANUARY 2017 | 85,051 | 2,990 | 6,030 | (81,843) | 12,228 |
| Profit for the year | - | - | - | 5,641 | 5,641 |
| Other comprehensive income | - | - | - | - | - |
| Total comprehensive income for the year | - | - | - | 5,641 | 5,641 |
| Transfer to distribution account | - | 5,641 | - | (5,641) | - |
| Transfer from undistributed income account | - | 101 | (101) | - | - |
| Distributions paid | - | (4,823) | - | - | (4,823) |
| 31 DECEMBER 2017 | 85,051 | 3,909 | 5,929 | (81,843) | 13,046 |
| 1 JANUARY 2018 | 85,051 | 3,909 | 5,929 | (81,843) | 13,046 |
| Profit for the year | - | - | - | 5,050 | 5,050 |
| Other comprehensive income | - | - | - | - | - |
| Total comprehensive income for the year | - | - | - | 5,050 | 5,050 |
| Transfer to distribution account | - | 5,050 | - | (5,050) | - |
| Transfer from undistributed income account | - | 2 | (2) | - | - |
| Distributions paid | - | (6,329) | - | - | (6,329) |
| 31 December 2018 | 85,051 | 2,632 | 5,927 | (81,843) | 11,767 |

The statement of changes in equity is to be read in conjunction with the accompanying notes.

STATEMENT OF CASH FLOWS

for the year ended 31 December 2018

| | Note | Dec 2018 \$'000 | Dec 2017 \$'000 |
|---|------|-----------------------|-----------------------|
| CASH FLOWS FROM OPERATING ACTIVITIES | | | |
| Cash receipts in the course of operations | | 23,084 | 24,997 |
| Cash payments in the course of operations | | (8,336) | (7,588) |
| Interest received | | 80 | 76 |
| Interest and other finance costs paid | | (242) | (325) |
| NET CASH FROM OPERATING ACTIVITIES | 14 | 14,586 | 17,160 |
| CASH FLOWS FROM INVESTING ACTIVITIES | | | |
| Payments for property, plant and equipment | | (4,032) | (4,126) |
| Proceeds of disposal of property, plant and equipment | | 1 | 2 |
| NET CASH FROM INVESTING ACTIVITIES | | (4,031) | (4,124) |
| CASH FLOWS FROM FINANCING ACTIVITIES | | | |
| Drawdown of loan | | 8,500 | 6,500 |
| Repayment of loan | | (7,500) | (10,500) |
| Distributions paid (equity portion and liability portion) | | (12,555) | (9,642) |
| NET CASH FROM FINANCING ACTIVITIES | 14 | (11,555) | (13,642) |
| Net increase/(decrease) in cash held | | (1,000) | (606) |
| Cash and cash equivalents at 1 January | | 4,169 | 4,775 |
| CASH AND CASH EQUIVALENTS AT 31 DECEMBER | 14 | 3,169 | 4,169 |

The statement of cash flows is to be read in conjunction with the accompanying notes.

NOTES TO THE FINANCIAL STATEMENTS

for the year ended 31 December 2018

1. The Trust

Reef Casino Trust (the Trust) was established by a Trust Constitution dated 2 July 1993 as amended by supplemental deeds dated 30 November 1993, 19 September 1999, 31 May 2000, 8 August 2001, 14 April 2004 and 29 June 2005. The Trust is a registered managed investment scheme under the *Corporations Act 2001*. Reef Corporate Services Limited, a company domiciled in Australia, is the Responsible Entity of the Trust. The Trust is the owner and lessor of the Reef Hotel Casino complex in Cairns, North Queensland, Australia. The Trust is a for profit entity.

2. Basis of preparation

(a) Statement of compliance

The financial statements are general purpose financial statements which have been prepared in accordance with Australian Accounting Standards (AASBs) adopted by the Australian Accounting Standards Board (AASB) and the *Corporations Act 2001*. The financial statements of the Trust comply with International Financial Reporting Standards (IFRSs) adopted by the International Accounting Standards Board (IASB).

This is the first set of annual financial statements in which AASB 15 *Revenue from Contracts with Customers* and AASB 9 *Financial Instruments* which became effective on 1 January 2018 have been applied. The nature and effect of changes arising from these standards are summarised in Note 3(b).

The financial statements were approved by the board of directors of the Responsible Entity on 22 February 2019.

(b) Basis of measurement

The financial statements are prepared on the historical cost basis.

(c) Functional and presentation currency

The financial statements are presented in Australian dollars, which is the Trust's functional currency.

The Trust is of a kind referred to in ASIC Corporations (Rounding in Financials/Directors' Reports) Instrument 2016/191 dated 24 March 2016 and in accordance with that Corporations Instrument, amounts in the financial statements and the directors' report have been rounded off to the nearest thousand dollars, unless otherwise stated.

(d) Use of estimates and judgements

The preparation of financial statements in conformity with IFRSs requires management to make judgements, estimates and assumptions that affect the application of accounting policies and the reported amounts of assets, liabilities, income and expenses. Actual results may differ from these estimates.

Estimates and underlying assumptions are reviewed on an ongoing basis. Revisions to accounting estimates are recognised in the period in which the estimate is revised and in any future periods affected.

Information about critical judgements in applying accounting policies that have the most significant effect on the amounts recognised in the financial statements is included in note 8 – property, plant and equipment (lease classification).

3. Significant accounting policies

The significant and other accounting policies are set out below and throughout the notes to the financial statements and have been applied consistently to all periods presented in these financial statements unless otherwise stated.

(a) Income tax

Under current Australian income tax legislation, the Trust is not subject to income tax, provided that certain legislative requirements regarding distribution are satisfied. Tax allowances for building and plant and equipment depreciation are distributed in the form of tax deferred amounts.

(b) New standards adopted

The adoption of AASB 15 *Revenue from Contracts with Customers* has not had a significant impact on the timing or amount of revenue recognised. The Trust's rental income is derived from The Reef Hotel Casino operated by Casinos Austria International (Cairns) Pty Ltd (CAIC). While CAIC made some changes to the classification between certain revenue and expenses on adoption of AASB 15 the impact on the quantification of rental income to the Trust was not material.

The Trust has adopted AASB 15 using the cumulative effect method. Accordingly, the information presented for 2017 has not been restated and is presented, as previously reported, under AASB 118 and related interpretations. There was no impact on retained earnings recognised at the date of initial application (1 January 2018).

AASB 9 *Financial Instruments* replaces AASB 139's *Financial Instruments: Recognition and Measurement* requirements. It makes major changes to the previous guidance on the classification and measurement of financial assets and introduces an 'expected credit loss' model for impairment of financial assets. The adoption of AASB 9 has not had a significant effect on the classification and measurement of financial assets or liabilities of the Trust. There was no impact on retained earnings recognised at the date of initial application (1 January 2018).

(c) Standards issued but not yet effective

A number of new standards, amendments to standards and interpretations are effective for annual periods beginning after 1 January 2018, and earlier application is permitted; however, the Trust has not early applied the following new or amended standards in preparing these financial statements.

AASB 16 *Leases* (effective 1 January 2019)

AASB 16 establishes principles for the recognition, measurement, presentation and disclosure of leases with the objective of ensuring that lessees and lessors provide relevant information that faithfully represents those transactions. The Trust has completed its detailed assessment of the potential impact on its financial statements.

No significant change is expected in relation to the operating leases where the trust is lessor or in relation to the site lease as lessor accounting and finance lease accounting for lessees remains similar to the current standard.

It is not expected that Casinos Austria International (Cairns) Pty Limited (CAIC)'s adoption of AASB 16 will have a significant consequential impact on trust rental income as the impact on CAIC's results, on which the Trust's contingent rental is calculated, is not expected to be material upon adoption of the new standard. Following a review of the lease agreements amendments were made to ensure the definitions in the leases reflect the change in the nature of the accounting treatment for the lease payments.

On 1 January 2019 the Trust will recognise a new right of use asset and lease liability for its lease of land used as a car park of \$150K with changes also in the nature of expenses related to that lease.

NOTES TO THE FINANCIAL STATEMENTS | for the year ended 31 December 2018

4. Revenue and other income

| | Dec 2018 \$'000 | Dec 2017 \$'000 |
|---------------------------------------|--------------------------------|--------------------------------|
| RENTAL | | |
| Base rent | 1,139 | 1,117 |
| Contingent rent | 20,091 | 21,084 |
| | 21,230 | 22,201 |
| INTEREST RECEIVED AND RECEIVABLE FROM | | |
| Other persons | 14 | 11 |
| Related parties | 65 | 65 |
| | 79 | 76 |
| OTHER REVENUE | | |
| Sundry | 108 | 119 |
| | 21,417 | 22,396 |

Rental revenue is determined in accordance with the lease agreements relating to the Reef Hotel Casino and is made up of two components: a base rent and a contingent rental component. The base rental component is indexed on a yearly basis and recognised on a straight-line basis over the lease term. The contingent rental component is based on the performance of the lessee and is recognised when contractually due.

5. Expenses

Net profit includes the following specific expenses:

| | | |
|---|--------------|-------|
| DEPRECIATION | | |
| Building | 1,453 | 1,447 |
| Plant and equipment | 2,699 | 2,811 |
| | 4,152 | 4,258 |
| AMORTISATION | | |
| Computer software | 60 | 68 |
| Site lease | 707 | 707 |
| | 767 | 775 |
| | 4,919 | 5,033 |
| Net loss on disposal of plant and equipment | 46 | 26 |

6. Finance income and expense

| | Dec 2018 \$'000 | Dec 2017 \$'000 |
|--|-----------------------|-----------------------|
| RECOGNISED IN PROFIT OR LOSS | | |
| Interest income on bank deposits | 14 | 11 |
| Interest income on loans and receivables | 65 | 65 |
| FINANCE INCOME | 79 | 76 |
| Interest expense on financial liabilities measured at amortised cost | (245) | (321) |
| Finance costs attributable to unitholders | (5,049) | (5,642) |
| FINANCE EXPENSE | (5,294) | (5,963) |
| NET FINANCE INCOME AND EXPENSE | (5,215) | (5,887) |

The above finance income and expenses are in respect of assets and liabilities not at fair value through profit or loss.

Finance income comprises interest income on funds invested. Interest income is recognised as it accrues in profit or loss using the effective interest method.

Finance costs comprise interest expense on borrowings calculated using the effective interest method, and the portion of distributions comprising 50% of net income (note 12).

7. Receivables

CURRENT

| | | |
|--|--------------|--------------|
| Rent and interest receivable from lessee | 2,223 | 1,839 |
| Prepayments and other debtors | 66 | 61 |
| | 2,289 | 1,900 |

NON-CURRENT

| | | |
|---|-----|-----|
| Loan to lessee, bearing an interest rate of 8.71% (2017: 8.71%) | 750 | 750 |
|---|-----|-----|

Loans and receivables are measured initially at fair value and subsequently measured at amortised cost using the effective interest method. Financial assets are also tested for impairment. For exposure to credit risk see note 18.

8. Property, plant and equipment

| | Site Lease \$'000 | Building & Integral Plant \$'000 | Plant & Equipment \$'000 | Work in Progress \$'000 | Total \$'000 |
|---------------------------------------|----------------------|---|--------------------------------|-------------------------------|-----------------|
| AT 1 JANUARY 2017 | | | | | |
| At cost or deemed cost | 53,000 | 72,510 | 59,553 | 691 | 185,754 |
| Accumulated depreciation/amortisation | (16,282) | (19,565) | (48,360) | - | (84,207) |
| Net carrying amount | 36,718 | 52,945 | 11,193 | 691 | 101,547 |
| YEAR ENDED 31 DECEMBER 2017 | | | | | |
| Opening net carrying amount | 36,718 | 52,945 | 11,193 | 691 | 101,547 |
| Additions | - | 59 | 1,381 | 1,748 | 3,188 |
| Disposals | - | (2) | (23) | - | (25) |
| Transfers from WIP | - | 1,443 | 990 | (2,433) | - |
| Depreciation/amortisation charge | (707) | (1,447) | (2,811) | - | (4,965) |
| Closing net carrying amount | 36,011 | 52,998 | 10,730 | 6 | 99,745 |
| AT 31 DECEMBER 2017 | | | | | |
| At cost or deemed cost | 53,000 | 74,007 | 60,009 | 6 | 187,022 |
| Accumulated depreciation/amortisation | (16,989) | (21,009) | (49,279) | - | (87,277) |
| Net carrying amount | 36,011 | 52,998 | 10,730 | 6 | 99,745 |
| YEAR ENDED 31 DECEMBER 2018 | | | | | |
| Opening net carrying amount | 36,011 | 52,998 | 10,730 | 6 | 99,745 |
| Additions | - | - | 1,399 | 2,369 | 3,768 |
| Disposals | - | (24) | (22) | - | (46) |
| Transfers from WIP | - | 100 | 2,115 | (2,215) | - |
| Depreciation/amortisation charge | (707) | (1,453) | (2,699) | - | (4,859) |
| Closing net carrying amount | 35,304 | 51,621 | 11,523 | 160 | 98,608 |
| AT 31 DECEMBER 2018 | | | | | |
| At cost or deemed cost | 53,000 | 74,007 | 61,482 | 160 | 188,649 |
| Accumulated depreciation/amortisation | (17,696) | (22,386) | (49,959) | - | (90,041) |
| Net carrying amount | 35,304 | 51,621 | 11,523 | 160 | 98,608 |

8. Property, plant and equipment (continued)

| | Dec 2018 \$'000 | Dec 2017 \$'000 |
|--|-----------------------|-----------------------|
| Capital expenditure commitments | | |
| Contracted but not provided for and payable: | | |
| Not longer than one year | 314 | 359 |

(i) Recognition and measurement

Site lease, buildings, integral plant, plant and equipment and work in progress are measured at cost or deemed cost less accumulated depreciation and accumulated impairment losses. Cost includes expenditure that is directly attributable to the acquisition of the asset. Purchased software that is integral to the functionality of the related equipment is capitalised as part of that equipment.

When parts of an item of property, plant and equipment have different useful lives, they are accounted for as separate items (major components) of property, plant and equipment.

Any gain or loss on disposal of an item of property, plant and equipment is recognised in profit or loss.

(ii) Subsequent expenditure

Subsequent expenditure is capitalised only if it is probable that the future economic benefits associated with the expenditure will flow to the Trust.

(iii) Depreciation

Depreciation is calculated to write off the cost of items of property, plant and equipment less their estimated residual values using the straight-line method over their estimated useful lives, and is generally recognised in profit or loss (note 5). Leased assets are depreciated over the shorter of the lease term and their useful lives unless it is reasonably certain that the Trust will obtain ownership by the end of the lease term.

The estimated useful lives for the current and comparative periods are as follows:

- Site lease 75 years
- Buildings and integral plant 15 – 73 years
- Plant and equipment 2 – 20 years

Depreciation methods, useful lives and residual values are reassessed at each annual reporting date and adjusted if appropriate.

External valuation

An independent valuation of the Trust's interest in the Reef Hotel Casino Complex was carried out by JLL Hotels & Hospitality Group as at 31 December 2017. The complex was valued at \$150 million. The valuation was determined in line with policy set out below. The current use is considered to be the highest and best use. The Trust's interest in the complex, which is considered to be a cash generating unit, comprises the building, site lease, casino licence and plant and equipment. The casino licence has an amortised cost of nil (2017: nil).

8. Property, plant and equipment (continued)

External valuation (continued)

Valuation process

The Trust Constitution requires the Trust to obtain independent valuations of the complex at least once during every 3 years, by an independent valuer, under the instructions given by the Responsible Entity. The valuation is used for disclosure purposes, and also assists the Trust in determining whether there is any impairment of the cash generating unit.

The Trust Constitution requires that the valuation is based on the price, at which a property might reasonably be expected to be sold at the date of valuation, assuming:

- (i) a willing, but not anxious, buyer and seller; and
- (ii) a reasonable period in which to negotiate the sale, having regard to the nature and situation of the property and the state of the market for property of the same kind; and
- (iii) that the property was reasonably exposed to that market;
- (iv) that, except in relation to the Casino Licence, no account is taken of the value or other advantage or benefit, additional to market value, to the buyer incidental to ownership of property being valued; and
- (v) that the Trust has sufficient resources to allow a reasonable period for the exposure of the property for sale; and
- (vi) that the Trust has sufficient resources to negotiate an agreement for the sale of the property.

In undertaking the valuation assignment the valuer utilises discounted cash flow, equivalent yield capitalisation and earnings multiple valuation methods. The discounted cash flow method derives the net present value by applying a selected discount rate to the five year cash flow forecast. The equivalent yield capitalisation is based on the five year trading forecast firstly discounted for inflation to reflect financial performance in current dollars and after annual capital expenditure allowance. The earnings multiple approach is calculated by applying an earnings multiple to the first year's net income estimate.

As some of the inputs used in these valuation techniques are not based on 'observable market data' the valuation is classified as a level 3 in the fair value hierarchy.

Leased assets

Leases in terms of which the Trust assumes substantially all the risks and rewards of ownership are classified as finance leases. Upon initial recognition the leased asset is measured at an amount equal to the lower of its fair value and the present value of the minimum lease payments. Subsequent to initial recognition, the asset is accounted for in accordance with the accounting policy applicable to that asset.

Other leases are operating leases and are not recognised in the Trust's statement of financial position.

Site lease

The Trust paid \$53 million to the Queensland Government by way of a lump sum prepayment of the rental payable for the term of the lease (75 years) for the site on which the Reef Hotel Casino complex is situated. Even though the lease is not eligible for conversion to freehold tenure, the Trust determined that the site lease is a finance lease. At 31 December 2018, the remaining term of the site lease was 50 years. The conditions of the lease are set out in the Cairns Casino Agreement which forms part of the Cairns Casino Agreement Act 1993. Negotiations for a further lease can take place during the last 10 years. The lease cannot be assigned or sublet without consent of the Minister. The site is required to be used for commercial purposes only.

8. Property, plant and equipment (continued)

Operating leases as lessor

The Trust leases out the Reef Hotel Casino under an operating lease. The future minimum lease payments under non-cancellable leases are as follows:

| | Dec 2018 \$'000 | Dec 2017 \$'000 |
|----------------------------|--------------------------------|--------------------------------|
| Less than one year | 1,139 | 1,139 |
| Between one and five years | 4,554 | 4,554 |
| More than five years | 34,772 | 7,780 |
| | 40,465 | 13,473 |

The casino, hotel and ancillary facilities lease agreements expire on 26 October 2029 and will automatically extend from year to year until 16 June 2054 subject to certain ownership conditions being met. Base rent is set out in the lease (and is indexed annually) and additional rent is based on financial performance. The future minimum lease payments shown do not include rentals which are contingent on revenue of the operator, and do not include recovery of outgoings. The non-cancellable period of the lease was reassessed in 2018.

Impairment testing

The carrying amount is reviewed at each reporting date to determine whether there is any indication of impairment. If any such indication exists, then the asset's recoverable amount is estimated.

For impairment testing, assets are grouped together into the smallest group of assets that generates cash inflows from continuing use that are largely independent of the cash inflows of other assets or cash generating units (CGU). The recoverable amount of an asset or (CGU) is the greater of its value in use and its fair value less costs to sell. In assessing value in use, the estimated future cash flows are discounted to their present value using a pre-tax discount rate that reflects current market assessments of the time value of money and the risks specific to the asset or CGU.

Impairment losses are recognised if the carrying amount of the asset or its CGU exceeds the recoverable amount. Impairment losses are recognised in profit and loss. Impairment losses recognised in respect of CGUs are allocated to reduce the carrying amount on a pro rata basis.

Operating leases as lessee

The Trust leases a carpark under an operating lease. The future minimum lease payments under non-cancellable leases are as follows:

| | Dec 2018 \$'000 | Dec 2017 \$'000 |
|----------------------------|--------------------------------|--------------------------------|
| Less than one year | 71 | 70 |
| Between one and five years | 71 | 140 |
| | 142 | 210 |

9. Payables

| | Dec 2018 \$'000 | Dec 2017 \$'000 |
|--|-----------------------|-----------------------|
| CURRENT | | |
| Trade creditors and accruals – unsecured | 1,254 | 1,559 |
| Accrued distributions (note 12) | 2,632 | 3,809 |
| | 3,886 | 5,368 |

Payables are measured initially at fair value and subsequently measured at amortised cost using the effective interest method.

10. Loans and borrowings

| | Facility Available | | Facility Used | | Facility Unused | |
|--|--------------------|----------------|----------------|----------------|-----------------|----------------|
| | 2018 \$'000 | 2017 \$'000 | 2018 \$'000 | 2017 \$'000 | 2018 \$'000 | 2017 \$'000 |
| NON-CURRENT | | | | | | |
| Bank loan – BOQ Limited (expires 31 January 2022) | 13,500 | 13,500 | 4,200 | 3,200 | 9,300 | 10,300 |
| | 13,500 | 13,500 | 4,200 | 3,200 | 9,300 | 10,300 |

The Trust's loans and borrowings are measured at amortised cost. For more information about the Trust's exposure to interest rate and liquidity risk, see note 18.

The bank loan is secured by a registered first and second mortgage over the Special Lease (a Crown lease for a term of 75 years under which the Trust occupies the site on which the complex is built) and a first ranking fixed and floating equitable charge over the whole of the assets and undertakings of the Trust.

Interest is payable at a fixed margin over Bank of Queensland's cost of funds and is calculated daily on the drawn down value.

11. Issued units

| | Dec 2018 \$'000 | Dec 2017 \$'000 |
|--|-----------------------|-----------------------|
| 49,801,036 (December 2017: 49,801,036) units | | |
| Issued units – equity portion | 85,051 | 85,051 |
| Issued units – liability portion | 85,051 | 85,051 |
| | 170,102 | 170,102 |

11. Issued units (continued)

The number of issued units includes 740,000 (December 2017: 740,000) restricted founder units.

Founder units can only be transferred with consent of the founders and the Governor of Queensland and by making a binding covenant to be bound by the Foundation Agreement. Founder units cannot be encumbered.

Compound financial instruments – issued units

The Trust Constitution contains a contractual obligation to distribute at least 50% of Trust income for any income period. The issued units have therefore been classified as a compound financial instrument containing both a liability and an equity component. The liability component is measured at amortised cost using the effective interest method. As the fair value of future distributions cannot be ascertained with any certainty, the directors of the Responsible Entity have determined that the liability component comprises 50% of the value of total issued units with the equity component comprising the other 50% in line with the obligation to distribute 50% of Trust income.

12. Distributions

Distributable income

The Trust Constitution requires calculation of distributable income for each half yearly period commencing either on the first day of January or July and the amount transferred to a distribution account on the last day of such period. As the Trust must distribute at least 50% of net income for the period, this 50% is classified as a liability, and shown as an accrued liability on the statement of financial position (note 9). The remaining portion of the distribution is debited directly to equity and recognised as a liability in the period it is declared.

The proposed distribution for the six months ended 31 December 2018 was declared on 22 February 2019, and accounted for as follows:

| | Dec 2018 \$'000 | Dec 2017 \$'000 |
|--|-----------------------|-----------------------|
| DISTRIBUTION ACCOUNT (refer to statement of changes in equity) | | |
| Balance relating to issued units – equity portion | 2,632 | 3,909 |
| ACCRUED DISTRIBUTION (payables – note 9) | | |
| Balance relating to issued units – liability portion | 2,632 | 3,809 |
| TOTAL OF DISTRIBUTION ACCOUNTS | 5,264 | 7,718 |

| | Dec 2018 | | Dec 2017 | |
|--|-----------------|-------------------|-----------------|-------------------|
| | Total \$'000 | Cents per Unit | Total \$'000 | Cents per Unit |
| DISTRIBUTIONS PAID AND PAYABLE | | | | |
| Half year ended 30 June paid September | 4,836 | 9.71 | 3,666 | 7.36 |
| Half year ended 31 December paid/payable March | 5,264 | 10.57 | 7,718 | 15.50 |
| | 10,100 | 20.28 | 11,384 | 22.86 |

13. Segment information

The results and financial position of the Trust's single operating segment are prepared for the board on a basis consistent with Australian Accounting Standards and thus no additional disclosures in relation to the revenues, profit or loss, assets and liabilities and other material items have been made. Entity-wide disclosures are detailed below:

| | Dec 2018 \$'000 | Dec 2017 \$'000 |
|---------------------------------------|--------------------------------|--------------------------------|
| RENTAL INCOME | | |
| Casino operations | 17,049 | 18,882 |
| Hotel and other non-casino operations | 4,181 | 3,319 |
| | 21,230 | 22,201 |

Rental income is received from the lessee of the complex, Casinos Austria International (Cairns) Pty Ltd, which is the Trust's only customer. All revenue received and non-current assets held are located in one geographical area – Australia.

14. Cash and cash equivalents

| | Dec 2018 \$'000 | Dec 2017 \$'000 |
|---|--------------------------------|--------------------------------|
| Cash (held in interest bearing accounts, at call) | 3,169 | 4,169 |

Reconciliation of cash flows from operating activities

| | | |
|--|---------------|--------|
| PROFIT FOR THE YEAR | 5,050 | 5,641 |
| ADJUSTMENTS FOR: | | |
| Loss on disposal of property, plant and equipment | 46 | 26 |
| Finance costs attributable to unitholders | 5,049 | 5,642 |
| Depreciation and amortisation | 4,919 | 5,033 |
| NET CASH FROM OPERATING ACTIVITIES BEFORE CHANGES IN WORKING CAPITAL | 15,064 | 16,342 |
| Changes in operating assets and liabilities | | |
| (Increase)/decrease in receivables and other assets | (389) | 409 |
| Increase/(decrease) in payables | (81) | 417 |
| Increase/(decrease) in deferred income | (8) | (8) |
| NET CASH FROM OPERATING ACTIVITIES | 14,586 | 17,160 |

14. Cash and cash equivalents (continued)

Reconciliation of liabilities and associated equity balances arising from financing activities

| | Liabilities | | Equity | Total |
|---------------------------|-------------|----------------------|----------------------|----------|
| | Loan | Accrued distribution | Distribution account | |
| | \$'000 | \$'000 | \$'000 | \$'000 |
| AT 1 JANUARY 2017 | 7,200 | 2,986 | 2,990 | 13,176 |
| Cashflows | (4,000) | (4,819) | (4,823) | (13,642) |
| Distribution paid/payable | - | 5,642 | 5,742 | 11,384 |
| AT 31 DECEMBER 2017 | 3,200 | 3,809 | 3,909 | 10,918 |
| AT 1 JANUARY 2018 | 3,200 | 3,809 | 3,909 | 10,918 |
| Cashflows | 1,000 | (6,226) | (6,329) | (11,555) |
| Distribution paid/payable | - | 5,049 | 5,051 | 10,100 |
| AT 31 DECEMBER 2018 | 4,200 | 2,632 | 2,631 | 9,463 |

15. Related party information

The Responsible Entity

The Responsible Entity of Reef Casino Trust is Reef Corporate Services Limited (ABN 66 057 599 621) which is jointly controlled by Casinos Austria International Limited and Accor Casino Investments (Australia) Pty Ltd.

Key management personnel

| | Short-term salary & fees | Post-employment superannuation benefits | Total |
|--|--------------------------|---|---------|
| | \$ | \$ | \$ |
| 2018 | | | |
| Non-executive directors | | | |
| Richard Haire (Chairman from 24 August 2018) | 107,613 | 10,223 | 117,836 |
| Benjamin Macdonald (Chairman until 24 August 2018) | 123,589 | 11,741 | 135,330 |
| Keith DeLacy | 83,000 | 7,885 | 90,885 |
| Alexander Labak (26 February 2018 to 13 November 2018) | - | - | - |
| Christoph Zurucker-Burda (appointed 14 November 2018) | - | - | - |
| Michael Issenberg | - | - | - |
| Simon McGrath | - | - | - |
| Philip Basha | - | - | - |
| Karl Stoss resigned 6 February 2018 | - | - | - |
| Mr Alexander Tucek until 6 February 2018 | - | - | - |
| Executive director | | | |
| Allan Tan (Chief Executive Officer - Operator) | 90,696 | - | 90,696 |
| Executive | | | |
| Alison Galligan (Company Secretary) | 104,837 | - | 104,837 |
| Total | 509,735 | 29,849 | 539,584 |

15. Related party information (continued)

Key management personnel (continued)

| | Short-term salary & fees \$ | Post-employment superannuation benefits \$ | Total \$ |
|--|-----------------------------------|---|----------------|
| 2017 | | | |
| Non-executive directors | | | |
| Benjamin Macdonald (Chairman) | 115,000 | 10,925 | 125,925 |
| Keith DeLacy | 68,000 | 6,460 | 74,460 |
| Karl Stoss | - | - | - |
| Michael Issenberg | - | - | - |
| Simon McGrath | - | - | - |
| Richard Haire | 66,000 | 6,270 | 72,270 |
| Alexander Tucek | - | - | - |
| Philip Basha | - | - | - |
| Executive director | | | |
| Allan Tan (Chief Executive Officer - Operator) | 78,357 | - | 78,357 |
| Executive | | | |
| Alison Galligan (Company Secretary) | 99,163 | - | 99,163 |
| Total | 426,520 | 23,655 | 450,175 |

Only directors who are not full time executives of Casinos Austria International Limited group or Accor Asia Pacific group receive director fees which are reimbursed by the Trust.

The Trust has no employees and pays no amounts directly to executives. The amounts disclosed above have been reimbursed by the Trust to Casinos Austria International Limited, the employer of executives involved in the management of the Trust. The amount is based on an allocation of the executive's time spent on managing the affairs of the Trust (and includes on costs).

The Responsible Entity determines remuneration levels and ensures they are competitively set to attract and retain appropriately qualified and experienced directors. This is determined by given trends in other public companies in the same industry.

None of the directors of the Responsible Entity has or has had any interest in the promotion of the Trust or in the property acquired for the purposes of the Trust other than the directors of the Responsible Entity who are entitled to receive directors' fees which are reimbursed by the Trust, as set out above.

During the financial year the Trust has paid premiums to insure current and former directors and officers of the Responsible Entity against liabilities arising as a result of work performed in their capacity as directors or officers of the Responsible Entity.

The insurance policy prohibits disclosure of the nature of the liability insured against and the amount of the premium.

15. Related party information (continued)

Unit holdings of directors of the Responsible Entity

| Name | Balance at start of the year Number | Changes during the year Number | Balance at end of the year Number |
|--------------------------|--|---|--|
| Richard Haire | - | - | - |
| Benjamin Macdonald | 263,750 | - | 263,750 |
| Keith DeLacy | 5,000 | - | 5,000 |
| Christoph Zurucker-Burda | - | - | - |
| Michael Issenberg | 221,000 | - | 221,000 |
| Allan Tan | 79,950 | - | 79,950 |
| Simon McGrath | - | - | - |
| Philip Basha | - | - | - |
| Former Directors | | | |
| Alexander Labak | - | - | - |
| Karl Stoss | - | - | - |
| Alexander Tucek | - | - | - |

Responsible Entity's remuneration

| | Transactions value | | Balance outstanding | |
|--|---------------------------|---------------------|----------------------------|---------------------|
| | Dec 2018 | Dec 2017 | Dec 2018 | Dec 2017 |
| | \$ | \$ | \$ | \$ |
| Fees paid or payable by the Trust to Reef Corporate Services Limited during the year | | | | |
| Responsible Entity fee | 1,228,352 | 1,154,375 | 613,404 | 608,316 |
| Reimbursement of trust expenses | 132,961 | 100,204 | - | - |

Under the Trust Constitution, the Responsible Entity is entitled to fees amounting to:

- (i) Half yearly fees calculated as 0.375% of the value of net assets of the Trust (as defined in the Trust Constitution) as at the last day of the half year period just completed, paid quarterly, plus
- (ii) Half yearly fees calculated as the greater of \$37,500 indexed and a fee calculated on a sliding scale by reference to the value of gross assets (as defined in the Trust Constitution), payable within two months of the end of each half yearly period.

The Responsible Entity is also entitled to reimbursement of Trust expenses incurred on behalf of the Trust.

15. Related party information (continued)

Other related parties

- Casinos Austria International Limited and Accor Casino Investments (Australia) Pty Limited jointly control the lessee.
- Reef Casino Investments Pty Ltd (jointly owned by Casinos Austria International Limited and Accor Casino Investments (Australia) Pty Ltd) directly owns 50.2% (2017: 50.2%) of Reef Casino Trust.
- Casinos Austria International Holding GmbH (the parent company of Casinos Austria International Limited) is incorporated in Austria and directly owns 11.37% (2017: 11.37%) of Reef Casino Trust.
- Casinos Austria International Limited directly owns 5.53% (2017: 5.53%) of Reef Casino Trust and Accor Casino Investments (Australia) Pty Ltd directly owns 4.86% (2017: 4.86%) of Reef Casino Trust.

Each of these entities is considered to be a related party and transactions and balances with these entities are summarised below.

| | Transaction value | | Balance outstanding | |
|---|--------------------------|-------------|----------------------------|-------------|
| | Dec | Dec | Dec | Dec |
| | 2018 | 2017 | 2018 | 2017 |
| | \$ | \$ | \$ | \$ |
| Aggregate amounts brought to account in relation to transactions with other related parties: | | | | |
| Rental income received from lessee | 21,228,858 | 22,201,370 | 22,217,226 | 1,833,332 |
| Interest on loan to lessee | 65,325 | 65,325 | 5,548 | 5,548 |
| Operating expenses paid by the Trust to the lessee and entities related to the Responsible Entity | 2,711,324 | 2,400,778 | 180,172 | 163,383 |
| Management fee to lessee | 160,018 | 125,843 | 12,026 | 32,152 |
| Distribution paid or payable | 8,187,193 | 7,530,841 | 1,893,689 | 2,741,434 |
| Aggregate amounts receivable/payable with related parties at balance date: | | | | |
| Current receivables | | | 2,222,774 | 1,838,880 |
| Non-current receivables | | | 750,000 | 750,000 |
| Current payables | | | 800,514 | 803,851 |
| Accrued distribution | | | 1,923,791 | 2,785,013 |

All of the above transactions were conducted under normal commercial terms and conditions, and where applicable, in accordance with lease agreements.

Controlling entity

The ultimate chief parent entity is Reef Casino Investments Pty Ltd which is incorporated in Australia.

16. Remuneration of auditors

During the year the following fees were paid or payable for services provided by the auditor of the Trust:

| | Dec 2018 \$ | Dec 2017 \$ |
|--------------------------------------|----------------------------|----------------------------|
| GRANT THORNTON AUDIT PTY LTD | | |
| Audit of statutory financial reports | 67,623 | 70,646 |
| Other assurance services | 24,850 | 23,000 |
| | 92,473 | 93,646 |

17. Earnings per unit

Basic earnings per unit is calculated by dividing the profit or loss attributable to unitholders of the Trust by the weighted average number of the equity component of issued units outstanding during the period.

| | Dec 2018 Cents | Dec 2017 Cents |
|--|-------------------------------|-------------------------------|
| Basic and diluted earnings per unit (cents) | 20.28 | 22.66 |
| Weighted average number of units (equity portion) for the year (note 11) | 24,900,518 | 24,900,518 |
| | \$'000 | \$'000 |
| Profit for the year | 5,050 | 5,641 |

18. Financial instruments – fair values and risk management

The Trust has exposure to the following risks from its use of financial instruments: credit risk, liquidity risk, and market risk.

Risk management framework

The board has overall responsibility for the establishment and oversight of the risk management framework. The board has established a Compliance, Audit and Risk Committee, with responsibilities including the review of risk management policies and reports. The committee reports regularly to the board on its activities.

Credit risk

Credit risk is the risk of financial loss to the Trust if a customer or counterparty to a financial instrument fails to meet its contractual obligations, and arises principally from the Trust's receivables from customers.

The carrying amount of financial assets represents the maximum credit exposure. The Trust's most significant customer, Casinos Austria International (Cairns) Pty Ltd (lessee of the Reef Hotel Casino), accounts for \$2,972,774 of the receivables carrying amount at 31 December 2018 (2017: \$2,588,880). Details of the lease agreement are contained in note 8.

18. Financial instruments – fair values and risk management (continued)

Liquidity risk

Liquidity risk is the risk that the Trust will encounter difficulty in meeting the obligations associated with its financial liabilities that are settled by delivering cash or another financial asset. The Trust's approach to managing liquidity is to use cash flow management and forecasts to ensure there is enough cash to meet liabilities when due.

The following are the contractual maturities of financial liabilities, including estimated interest payments and excluding the impact of netting agreements.

| | Carrying amount \$'000 | Contractual cash flows \$'000 | Less than 1 year \$'000 | 1 to 2 years \$'000 | 2 to 5 years \$'000 |
|---|------------------------------|-------------------------------------|-------------------------------|---------------------------|---------------------------|
| 31 DECEMBER 2018 | | | | | |
| NON-DERIVATIVE FINANCIAL LIABILITIES | | | | | |
| Trade creditors and accruals | 1,254 | 1,254 | 1,254 | - | - |
| Accrued distribution | 2,632 | 2,632 | 2,632 | - | - |
| Bank borrowings | 4,200 | 4,938 | 181 | 181 | 4,576 |
| Issued units – liability portion* | 85,051 | - | - | - | - |

31 DECEMBER 2017

NON-DERIVATIVE FINANCIAL LIABILITIES

| | | | | | |
|-----------------------------------|--------|-------|-------|-------|---|
| Trade creditors and accruals | 1,559 | 1,559 | 1,559 | - | - |
| Accrued distribution | 3,809 | 3,809 | 3,809 | - | - |
| Bank borrowings | 3,200 | 3,344 | 133 | 3,211 | - |
| Issued units – liability portion* | 85,051 | - | - | - | - |

* Future cash flows from the liability portion of issued units are dependent on the future income of the Trust (refer to note 11). Finance costs attributable to unitholders for the year ended 31 December 2018 totalled \$5,049,000 (2017: \$5,642,000).

It is not expected that the cash flows included in the maturity analysis could occur significantly earlier, or at significantly different amounts.

Market risk

Market risk is the risk that changes in market prices, such as interest rates will affect the Trust's income. The Trust generally manages interest rate exposure by considering a balance of fixed interest debt to variable interest debt with some flexibility to adjust the ratio, and investing excess cash at variable interest rates.

18. Financial instruments – fair values and risk management (continued)

Interest rate risk

At the reporting date the interest rate profile of the Trust's interest-bearing financial instruments was:

| | Dec 2018 \$'000 | Dec 2017 \$'000 |
|----------------------------------|--------------------------------|--------------------------------|
| VARIABLE RATE INSTRUMENTS | | |
| Financial assets | 3,919 | 4,919 |
| Financial liabilities | (4,200) | (3,200) |
| | (281) | 1,719 |

Cash flow sensitivity analysis for variable rate instruments

A change of 100 basis points in interest rates would increase or decrease the Trust's finance income by \$39,000 (2017: \$49,000), finance costs by \$ 42,000 (2017: \$32,000) and profit for the year by \$3,000 (2017: \$17,000).

Fair values

The fair values of financial assets and liabilities, together with the carrying amounts shown in the statement of financial position, are as follows:

| | 31 December 2018 | | 31 December 2017 | |
|--|---------------------------------------|----------------------------------|---------------------------------------|----------------------------------|
| | Carrying amount \$'000 | Fair value \$'000 | Carrying amount \$'000 | Fair value \$'000 |
| ASSETS CARRIED AT AMORTISED COST | | | | |
| Cash and cash equivalents | 3,169 | 3,169 | 4,169 | 4,169 |
| Receivables | 3,039 | 3,039 | 2,650 | 2,650 |
| | 6,208 | 6,208 | 6,819 | 6,819 |
| LIABILITIES CARRIED AT AMORTISED COST | | | | |
| Payables | 3,886 | 3,886 | 5,368 | 5,368 |
| Loans and borrowings | 4,200 | 4,200 | 3,200 | 3,200 |
| Issued units – liability portion | 85,051 | 75,947 | 85,051 | 81,425 |
| | 93,137 | 84,033 | 93,619 | 89,993 |

Interest rates used for determining fair value

The interest rates used to discount estimated cash flows are as follows:

| | 2018 | 2017 |
|----------------------|--------------|-------------|
| Receivables | 8.71% | 8.71% |
| Loans and borrowings | 4.30% | 4.15% |

18. Financial instruments – fair values and risk management (continued)

Fair value hierarchy

The Trust uses the following hierarchy in determining and disclosing the fair value of a financial instrument:

- Level 1: quoted prices (unadjusted) in active markets for identical assets or liabilities.
- Level 2: inputs other than quoted prices included in level 1 that are observable for the asset or liability, either directly (i.e. as prices) or indirectly (i.e. derived from prices).
- Level 3: inputs for the asset or liability that are not based on observable market data (unobservable inputs).

(i) Current receivables and current payables

Due to the short-term nature of the Trust's current receivables and current payables, their carrying value is assumed to approximate their fair value.

(ii) Non-current receivables and loans and borrowings

The fair value of the Trust's non-current receivables and loans and borrowings is estimated as the present value of future cash flows (principal and interest), discounted at the market rate of interest at the reporting date. The inputs used are classified as level 2.

(iii) Issued units – liability portion

Fair value is based on the quoted market price per unit at the reporting date and is a level 1 input.

19. Capital management

The Trust policy is to maintain the current level of issued units (2018: \$170,102,000; 2017: \$170,102,000). Capital requirements are assessed based on budgeted cash flows and capital expenditure commitments and are monitored on an ongoing basis. Should new funding be required for enhancement or for investment in new opportunities the Trust will consider an appropriate balance of new equity and/or debt funding. Surplus funds are used to repay debt.

The board sets the level of distributions to unitholders taking into account the requirements of the Trust Constitution which require that the Trust must distribute at least 50% of net distributable income for each half yearly period commencing either on the first day of January or July and the taxation legislation regarding trust distributions. It is the board's current policy to distribute all of the Trust's distributable income.

DIRECTORS' DECLARATION

- 1 In the opinion of the directors of Reef Corporate Services Limited, the Responsible Entity of Reef Casino Trust:
 - (a) the financial statements and notes that are set out in pages 16 to 38, are in accordance with the *Corporations Act 2001*, including:
 - (i) giving a true and fair view of the Trust's financial position as at 31 December 2018 and of its performance for the financial year ended on that date; and
 - (ii) complying with Australian Accounting Standards and the Corporations Regulations 2001; and
 - (b) there are reasonable grounds to believe that the Trust will be able to pay its debts as and when they become due and payable.
- 2 The directors have been given the declarations required by Section 295A of the *Corporations Act 2001* from the chief executive officer and chief financial officer for the financial year ended 31 December 2018.
- 3 The directors draw attention to note 2(a) to the financial statements which includes a statement of compliance with International Financial Reporting Standards.

Signed in accordance with a resolution of the directors of Reef Corporate Services Limited:



Richard Haire
Director



Keith DeLacy
Director

Brisbane
22 February 2019

Independent Auditor's Report

To the unitholders of Reef Casino Trust

Report on the audit of the financial report

Opinion

We have audited the financial report of Reef Casino Trust (the Trust), which comprises the statement of financial position as at 31 December 2018, the statement of profit or loss and other comprehensive income, statement of changes in equity and statement of cash flows for the year then ended, and notes to the financial statements, including a summary of significant accounting policies, and the directors' declaration.

In our opinion, the accompanying financial report of Reef Casino Trust is in accordance with the *Corporations Act 2001*, including:

- a giving a true and fair view of the Trust's financial position as at 31 December 2018 and of its performance for the year ended on that date; and
- b complying with Australian Accounting Standards and the *Corporations Regulations 2001*.

Basis for opinion

We conducted our audit in accordance with Australian Auditing Standards. Our responsibilities under those standards are further described in the *Auditor's Responsibilities for the Audit of the Financial Report* section of our report. We are independent of the Trust in accordance with the auditor independence requirements of the *Corporations Act 2001* and the ethical requirements of the Accounting Professional and Ethical Standards Board's APES 110 *Code of Ethics for Professional Accountants* (the Code) that are relevant to our audit of the financial report in Australia. We have also fulfilled our other ethical responsibilities in accordance with the Code.

We believe that the audit evidence we have obtained is sufficient and appropriate to provide a basis for our opinion.

Grant Thornton Audit Pty Ltd ACN 130 913 594
a subsidiary or related entity of Grant Thornton Australia Ltd ABN 41 127 556 389

www.grantthornton.com.au

'Grant Thornton' refers to the brand under which the Grant Thornton member firms provide assurance, tax and advisory services to their clients and/or refers to one or more member firms, as the context requires. Grant Thornton Australia Ltd is a member firm of Grant Thornton International Ltd (GTIL). GTIL and the member firms are not a worldwide partnership. GTIL and each member firm is a separate legal entity. Services are delivered by the member firms. GTIL does not provide services to clients. GTIL and its member firms are not agents of, and do not obligate one another and are not liable for one another's acts or omissions. In the Australian context only, the use of the term 'Grant Thornton' may refer to Grant Thornton Australia Limited ABN 41 127 556 389 and its Australian subsidiaries and related entities. GTIL is not an Australian related entity to Grant Thornton Australia Limited.

Liability limited by a scheme approved under Professional Standards Legislation.

Key audit matters

Key audit matters are those matters that, in our professional judgement, were of most significance in our audit of the financial report of the current period. These matters were addressed in the context of our audit of the financial report as a whole, and in forming our opinion thereon, and we do not provide a separate opinion on these matters.

| Key audit matter | How our audit addresses the key audit matter |
|------------------|--|
|------------------|--|

| | |
|--|--|
| Determination and recognition of revenue – Note 4. Revenue and other income | |
|--|--|

The Trust leases its facilities to a related party, Casinos Austria International (Cairns) Pty Ltd (the Lessee). Accordingly the Trust's rental revenue is determined in accordance with the lease agreements between the Trust and the Lessee.

Rental revenue comprises two components: a base rent and a contingent rent. The base rent component is indexed yearly and recognised on a straight line basis over the lease term. The contingent rent component is based on the financial performance and results of the Lessee and is recognised when contractually due. The contingent rent component comprises the majority of total rental revenue.

This is a key audit matter given that it is material to the Trust's results and is recognised based on the financial performance and results of the Lessee.

Our audit procedures to address the risk of material misstatement relating to the determination and recognition of rental revenue included, amongst others:

- Assessing the design and implementation of management's controls over the determination and recognition of rental revenue;
- Analysing management's calculation of rental revenue in accordance with the lease agreements and with the audited financial statements of the Lessee; and
- Assessing the appropriateness and sufficiency of the work performed on the Lessee's financial statements for the relevant period by the Lessee's auditor.

Information other than the financial report and auditor's report thereon

The directors of Reef Corporate Services Limited, the Responsible Entity of the Trust, are responsible for the other information. The other information comprises the information included in the Trust's annual report for the year ended 31 December 2018, but does not include the financial report and our auditor's report thereon.

Our opinion on the financial report does not cover the other information and we do not express any form of assurance conclusion thereon.

In connection with our audit of the financial report, our responsibility is to read the other information and, in doing so, consider whether the other information is materially inconsistent with the financial report or our knowledge obtained in the audit or otherwise appears to be materially misstated. If, based on the work we have performed, we conclude that there is a material misstatement of this other information, we are required to report that fact. We have nothing to report in this regard.

Responsibilities of the directors for the financial report

The directors of the Responsible Entity of the Trust are responsible for the preparation of the financial report that gives a true and fair view in accordance with Australian Accounting Standards and the *Corporations Act 2001* and for such internal control as the directors determine is necessary to enable the preparation of the financial report that gives a true and fair view and is free from material misstatement, whether due to fraud or error.

In preparing the financial report, the directors are responsible for assessing the Trust's ability to continue as a going concern, disclosing, as applicable, matters related to going concern and using the going concern basis of accounting unless the directors either intend to liquidate the Trust or to cease operations, or have no realistic alternative but to do so.

Auditor's responsibilities for the audit of the financial report

Our objectives are to obtain reasonable assurance about whether the financial report as a whole is free from material misstatement, whether due to fraud or error, and to issue an auditor's report that includes our opinion. Reasonable assurance is a high level of assurance, but is not a guarantee that an audit conducted in accordance with the Australian Auditing Standards will always detect a material misstatement when it exists. Misstatements can arise from fraud or error and are considered material if, individually or in the aggregate, they could reasonably be expected to influence the economic decisions of users taken on the basis of this financial report.

A further description of our responsibilities for the audit of the financial report is located at the Auditing and Assurance Standards Board website at: http://www.auasb.gov.au/auditors_responsibilities/ar2.pdf. This description forms part of our auditor's report.

Report on the audit of non-IFRS information

Opinion on non-IFRS information


In our opinion, the non-IFRS financial information disclosed as distributable profit included in the chairman's review on pages 1 and 2 for the year ended 31 December 2018 is prepared, in all material respects, in accordance with the basis of preparation set out on page 1.

Responsibilities

The directors of the Responsible Entity of the Trust are responsible for the preparation and presentation of the non-IFRS financial information in accordance with the basis of preparation set out on page 1 and for having regard to the guidelines set out in ASIC Regulatory Guide 230: Disclosing Non-IFRS Financial Information. Our responsibility is to express an opinion on the non-IFRS financial information, based on our audit conducted in accordance with auditing standards.



Grant Thornton Audit Pty Ltd
Chartered Accountants



A D Cornes
Partner - Audit & Assurance

Cairns, 22 February 2019

Auditor's Independence Declaration


To the Directors of the Responsible Entity of Reef Casino Trust

In accordance with the requirements of section 307C of the *Corporations Act 2001*, as lead auditor for the audit of Reef Casino Trust for the year ended 31 December 2018, I declare that, to the best of my knowledge and belief, there have been

- a no contraventions of the auditor independence requirements of the *Corporations Act 2001* in relation to the audit; and
- b no contraventions of any applicable code of professional conduct in relation to the audit.



Grant Thornton Audit Pty Ltd
Chartered Accountants



A D Cornes
Partner - Audit & Assurance

Cairns, 22 February 2019

CORPORATE GOVERNANCE STATEMENT

For the year ended 31 December 2018
As at 22 February 2019

The following statement is by reference to the ASX Corporate Governance Council's Corporate Governance Principles and Recommendations 3rd Edition. The Trust is an externally managed entity and therefore recommendations 1.1 to 1.7, 2.1, 2.2, 2.4, 2.5, 2.6 and 8.1 to 8.3 are not applicable. Notwithstanding this the Corporate Governance Statement describes relevant practices adopted by the board of the responsible entity to support the principles of corporate governance developed by the ASX Corporate Governance Council.

The following corporate governance practices were in place throughout the financial year and at the date of this report, unless otherwise stated. In this statement, "the board" means the board of directors of the Responsible Entity of the Trust. The Corporate Governance Statement was approved by the board on 22 February 2019.

This corporate governance statement and other related information is available on the Trust's website <http://www.reefcasino.com.au/corporate-governance/>.

Role of the Responsible Entity and board

Reef Corporate Services Limited is jointly owned by Casinos Austria International Limited (CAIL) and Accor Casino Investments (Australia) Pty Ltd (Accor) who are substantial shareholders in the Trust.

The Responsible Entity's role is provided for in the Trust Constitution. Its role covers the provision of all corporate services in connection with the Trust, including investor relations, government and operator liaison, secretarial and administrative services, maintenance of financial and taxation records and statutory compliance plus overall corporate governance of the Trust, including the protection of unitholders' interests.

The responsibilities of the board and management are set out in the board charter which is available on <http://www.reefcasino.com.au/corporate-governance/>.

The responsibilities reserved for the board are:

- Final approval of the strategic plans of the lessee
- Final approval of the annual budgets including capital expenditure of the Trust and lessee
- Approving and monitoring the progress of major refurbishment programs, acquisitions or divestments
- Approving the issue of securities and establishment of debt facilities
- Approving the appointment of the CEO of the lessee, the company secretary and the external auditor (taking guidance from the Compliance, Audit and Risk Committee)
- Monitoring the performance of the CEO and management team of the lessee
- Distribution policy and approval of any distribution payment
- Approving (taking guidance from the Compliance, Audit and Risk Committee) all half yearly and annual financial reports including the directors' report and corporate governance statement and any related announcements to the ASX or communications with unitholders
- Instigation of corporate governance policies including code of conduct, continuous disclosure, trading in units
- Approving and monitoring compliance with the Trust's internal control system and risk management systems including setting the risk appetite and approving the risk management plan and policy
- Monitoring (taking guidance from the Compliance, Audit and Risk Committee) the Trust's obligations and compliance with relevant regulatory requirements
- Considering the competencies of directors, board succession plans and board evaluations
- Reviewing the remuneration framework for directors
- Reviewing the diversity policy, monitoring performance against diversity objectives and reviewing and reporting on the proportion of men and women employed.

Role of the Responsible Entity and board (continued)

Day to day management of the Trust and matters not specifically referred to have been delegated to the CEO of the lessee but are subject to oversight by the board. The separation of responsibilities between the board and management is clearly understood and respected.

The board of the Responsible Entity

The board currently comprises six non-executive directors (including the Chairman) and one executive director. The names and skills, experience and relevant expertise of the directors in office at the date of this statement, and the length of office of each director, are set out in the directors' report on pages 12 to 15.

The constitution of the Responsible Entity reflects its joint ownership by CAIL and Accor and requires directors to be appointed as follows:

- two directors may be appointed by the unitholders - Mr DeLacy and Mr Haire, both re-appointed by unitholders in 2018 who are considered independent following review of their annual independence declarations against the criteria for independence set out in the board charter. In considering the independence of Mr DeLacy the board noted his 19 year tenure however considered that he continues to demonstrate independent judgment. The board values his deep understanding of the Trust, its investments and the environment in which it operates.
- three directors may be appointed by CAIL - Mr Macdonald, Mr Zurucker-Burda and Mr Tan, who are not considered independent; and
- three directors may be appointed by Accor – currently Accor has appointed two directors: Mr Issenberg and Mr McGrath, who are not considered independent.

The Reef Casino Joint Venture Shareholders Agreement provides that the number of votes able to be cast by directors representing each of CAIL

and Accor is not affected by the number of directors present at the meeting.

In assessing the independence of a director, materiality is assessed on a case-by-case basis and having regard to each director's individual circumstances. No director is a professional adviser, supplier or customer of the Trust or Responsible Entity.

The Responsible Entity's constitution provides that each of the directors shall have regard to the following interests (in descending order of priority):

- the interests of the unitholders of the Trust as a whole;
- the interests of the person who has a right to appoint and remove the director except to the extent those interests conflict with the interests of unitholders as a whole; and
- the interests of the members of the Responsible Entity except to the extent those interests conflict with either or both of the interests of the unitholders of the Trust as a whole or the appointer.

Each director is able to seek independent professional advice at the Trust's expense, with prior approval of the Chairman.

Directors appointed by the unitholders remain in office for a term of 3 years (unless removed earlier) and are then subject to re-election. The directors appointed by the unitholders may be nominated by unitholders holding not less than 5% of the total number of units on issue other than restricted units or by the board of directors. Before a candidate is nominated by the board consideration is given to the range of skills, experience, expertise and diversity that will best complement the board's effectiveness. All other directors remain in office until removed by their appointers. All director appointments must be approved by the Minister responsible for the administration of the Casino Control Act 1982 (Queensland). Supplementary background checks are performed as needed.

The board of the Responsible Entity (continued)

Background checks are undertaken before the board appoints a person or puts forward a candidate for election. The notice of meeting for the 2018 annual general meeting set out relevant material information regarding a candidate's nomination for election for directors appointed by unitholders. In 2018 no background checks were required as there were no new candidates appointed or put forward for appointment or election.

Each new director appointed undergoes an induction with the Chairman and CEO, with management available for discussions as required. Directors maintain their skills and knowledge through regular management updates on accounting, tax and corporate governance matters relevant to the Trust and meetings held at the Reef Hotel Casino complex.

Notwithstanding that recommendation 1.3 does not apply to the responsible entity the current directors have each signed a letter setting out the terms of their appointment

Board skills matrix

The board believes that it has an appropriate mix of skills and experience and is complemented by the Compliance, Audit and Risk Committee. Notwithstanding that recommendation 2.2 does not apply to the responsible entity the board has adopted the following board skills matrix: casino industry experience, hotel industry experience, corporate governance, financial, accounting and risk management, experience on the board of other listed entities, previous CEO experience, government and regulatory experience, local knowledge (Queensland) and commercial acumen. All these skills are represented on the current board.

Chairman

The Chairman of the board of directors of Reef

Corporate Services Limited is appointed by agreement of the directors. Any of the directors may be appointed Chairman. Mr Haire, an independent non-executive director was appointed Chairman on 24 August 2018. Mr Macdonald, the Chairman until 24 August 2018, is a director appointed by CAIL and therefore was not independent. The board believes that he had the appropriate skills and experience and fulfilled the responsibilities of the Chairman.

The Trust has no Chief Executive Officer, although similar roles are carried out by the Executive Director and Chief Executive Officer of the lessee, Mr Allan Tan. These functions have always remained separate from the functions performed by the Chairman as are set out in the board charter.

Company Secretary accountability

The Company Secretary is accountable directly to the board, through the chairman, on all matters to do with the proper functioning of the board as set out in the board charter.

Diversity

As an externally managed entity the trust is not required to have a diversity policy. Neither the Trust nor the Responsible Entity have any direct employees. The responsible entity has a diversity policy available at <http://www.reefcasino.com.au/corporate-governance/> which includes requirements for the board to establish measurable objectives for achieving gender diversity of the board of the responsible entity and to complete an annual assessment.

The ongoing objective is that when considering candidates for nomination to board positions efforts will be made to identify and consider candidates who have a diverse range of attributes, including but not limited to gender. There are currently no women on the board.

The board of the Responsible Entity (continued)

Board and Executive performance

The board continuously reviews its performance. On an annual basis the Chairman leads a formal discussion during a board meeting on the performance of the board, the Compliance, Audit and Risk Committee and individual directors. This was conducted on 5 December 2018.

The board continuously reviews the performance of executive management. For the CEO of the lessee, an annual review is done by the Chairman against agreed performance targets. For the Company Secretary an annual review is done by the CEO of the lessee against agreed performance targets. The reviews for the year ended 31 December 2017 were conducted as described. The reviews for the year ended 31 December 2018 will be completed following the finalisation of the annual results for the Trust.

Ethical and responsible decision making

Code of conduct

The board has adopted a code of conduct which applies to all employees and directors of the Responsible Entity, the Trust and the lessee available at <http://www.reefcasino.com.au/corporate-governance/>. The code of conduct includes the practices necessary to maintain confidence in the integrity of the Responsible Entity, the Trust and the lessee and covers conflicts of interest, insider trading, confidentiality, privacy, treatment of others, political contributions and gambling at The Reef Hotel Casino. It also sets out the practices necessary to ensure compliance with legislation relevant to an employee's responsibilities. Employees are encouraged to report any actual or potential breaches of the code to management or the board without fear of retribution in accordance with the lessee's whistleblower policy.

Safeguard integrity in financial reporting

Compliance, Audit and Risk Committee

The members of the Compliance, Audit and Risk Committee during the financial year were:

| Name | Status | Meetings Attended |
|-------------------------|-------------------------------------|-------------------|
| Mr Keith DeLacy (Chair) | Independent, non-executive director | 4 |
| Mr Richard Haire | Independent, non-executive director | 4 |
| Mr Simon McGrath | Non-executive director | 4 |

The Committee met 4 times during the year.

Details of directors' qualifications are set out in the directors' report on pages 12 to 15.

The Committee charter is available from <http://www.reefcasino.com.au/corporate-governance/>. The responsibilities of the Compliance, Audit and Risk Committee include:

- Exercising a high level of due diligence in relation to the accuracy and completeness of
 - the Trust's half-year and annual financial reports and any reports lodged with the ASX, and
 - the Responsible Entity's annual financial report and Australian Financial Services Licence (AFSL) audit requirements

Reviewing the performance, independence and timing of rotation of the Trust's external auditor

Safeguard integrity in financial reporting (continued)

Compliance, Audit and Risk Committee (continued)

- Recommending to the board the selection or replacement of the Trust's external auditor
- Monitoring the audit plan, auditor's findings and provision of non-audit services for the Trust
- Performing the functions of a compliance committee identified in the Corporations Act and Compliance Plan
- Reviewing the Trust's risk management framework at least annually to satisfy itself that the risk management framework continues to be sound
- Reviewing the risk management plan and policy and keeping the board informed of material business risks
- Reviewing reports from management on the effectiveness of the management of material business risks
- Reviewing the external audit reports and any findings in respect of any breaches or weaknesses in internal controls relating to the compliance plan, Trust bank account, AFSL and any other external audit reports relating to risk management and consider the adequacy of management's planned corrective action
- Considering the need for internal audit

The external auditors, Company Secretary / Executive Manager Finance, the CEO and other relevant experts attend committee meetings at the invitation of the committee. The committee meets at least twice per year. It is authorised to take such independent professional advice as it considers necessary.

Before the board approved the Trust's financial statements for the half-year ending 30 June and the full-year financial period ending 31 December it

received the declarations from the CEO of the lessee & Company Secretary / Executive Manager Finance that, in their opinion, the financial records of the Trust have been properly maintained and that the financial statements comply with the appropriate accounting standards and give a true and fair view of the financial position and performance of the Trust and that the opinion has been formed on the basis of a sound system of risk management and internal control which is operating effectively.

The engagement partner of the external auditor, Grant Thornton, attends the AGM and is available to answer questions from unitholders relevant to the audit.

Make timely and balanced disclosure

The board has established a continuous disclosure policy to ensure the Trust complies with legal obligations and ASX Listing Rules and to ensure accountability at a senior level for that compliance. The CEO of the lessee has primary responsibility for making sure that the Responsible Entity complies with its disclosure obligations for the Trust. The Company Secretary has primary responsibility for communications with the ASX.

A copy of the policy is available from <http://www.reefcasino.com.au/corporate-governance/>.

Respect the rights of unitholders

Website

The website of the Trust is located at <https://www.reefcasino.com.au/reef-casino-trust/>. The website enables unitholders to obtain a range of information, and includes links to the unit registry and ASX as well as a copy of this Corporate Governance Statement.

Investor relations

The Trust's investor relations program involves:

- Engagement with unitholders at the AGM
- Responding to unitholder enquiries made from time to time

Respect the rights of unitholders (continued)

Investor relations (continued)

- Occasional meetings with investors, generally conducted by the CEO of the lessee

The unitholder communications policy available from <http://www.reefcasino.com.au/corporate-governance/> aims to ensure that the unitholders are informed of all major developments affecting the Trust's state of affairs and to encourage participation at general meetings.

Annual general meeting

An Annual General Meeting (AGM) is convened each year, usually in May. The board encourages full participation of unitholders to ensure a high level of accountability.

Transcripts of the Chairman's address are released to the ASX before the commencement of the AGM. The 2018 notice of AGM informed unitholders of the opportunity to ask questions of either the board or the Trust's Auditor.

Electronic communication

Unitholders may elect to receive the Trust's communications electronically. The Trust's unit registry provides unitholders with the option to update their details electronically.

Recognise and manage risk

Risk management framework

The Compliance, Audit and Risk Committee and the board reviewed the risk management framework in December 2018 and was satisfied that the framework continues to be sound. The risk management framework is based on AS/NZS/ISO 31000:2009 Risk Management – Principles and guidelines. The risk management plan covers:

- The Reef Hotel Casino complex
- Compliance risks, including the Australian Financial Services Licence (AFSL)

- Operational & other risks for the responsible entity and Trust

- Financial reporting risks

The board requires management to maintain risk registers and be responsible for ongoing identification, assessment, monitoring and management of risk and reporting to the board via the Compliance, Audit and Risk Committee on the effective management of the Responsible Entity's and Trust's material business risks by interim and final (coinciding with sign off of the annual financial statements) reports on the effectiveness of the Responsible Entity's management of the material business risks. These reports include summaries of management's monitoring of internal controls and detail any external or Casinos Austria group / Accor Asia Pacific group internal audit report findings.

As a registered managed investment scheme the Trust has a compliance plan which has been lodged with ASIC. The compliance plan sets out measures to ensure compliance with the Trust Constitution, the Corporations Act, the AFSL and other material legislation and contracts. The compliance officer provides written reports to the Compliance, Audit and Risk Committee regarding compliance with the plan. The external auditor, Grant Thornton, conducts an annual audit of compliance with the compliance plan.

Economic, environmental and social sustainability risks

The board considered sustainability risks as part of the review of the risk management framework and considered that RCT has no material exposure to environmental or social sustainability risks. RCT's sole investment is the Reef Hotel Casino. The casino industry is highly regulated. A significant change in casino legislation (eg significant tax increases, casinos banned in the State) could have a significant negative impact on economic sustainability. This risk is mitigated by monitoring government policy and engagement with the Queensland government including in relation to a possible "global tourism hub" in Cairns.

Recognise and manage risk (continued)

Internal audit

Given the small number of transactions the Responsible Entity & Trust does not have an internal audit function, however the Trust's accounts are subject to half yearly external audit. The Casinos Austria & Accor Group have internal audit functions which may review aspects of the lessee's business as part of their annual program.

Remunerate fairly and responsibly

Details of the directors' remuneration are set out in note 15 to the financial statements. The Trust reimburses the Responsible Entity for director fees paid. The Responsible Entity pays directors fees only to non-executive directors who are not full

time executives of Casinos Austria International group or Accor Asia Pacific group. Other non-executive directors receive no remuneration from the Responsible Entity. The Trust has no direct employees. Executives involved in the management of the Trust are employed by CAIL. The Trust reimburses a portion of the payroll related costs based on time spent on Trust management.

There are no equity based remuneration schemes in operation. No retirement benefits are payable to directors.

Details of the fees payable by the Trust to the Responsible Entity are contained in note 15 to the financial statements and in the Directors' Report on page 10.



Table Gaming



The Reef Hotel Casino



Junior Suite

SECURITIES EXCHANGE INFORMATION

Substantial unitholders (at 28 February 2019, as disclosed in substantial holder notices)

| Name of substantial holder | Relevant interest Total units |
|--|--------------------------------------|
| SAZKA Group (includes Casinos Austria Group) | 33,416,908* |
| Accor Group | 28,221,803* |
| Gary Mauric | 4,000,000 |

* Includes the total units owned by Reef Casino Investments Pty Ltd, which is jointly controlled by Casinos Austria Group and Accor Group.

Distribution of unitholders (as at 28 February 2019)

| Range | Holders | Listed Units | Restricted Founder Units | % Issued Capital |
|--------------------|----------------|---------------------|---------------------------------|-------------------------|
| 1 - 1,000 | 1,709 | 525,567 | - | 1.06 |
| 1,001 - 5,000 | 557 | 1,365,690 | - | 2.74 |
| 5,001 - 10,000 | 136 | 1,060,333 | - | 2.12 |
| 10,001 - 100,000 | 172 | 4,131,733 | - | 8.30 |
| 100,001 - and over | 21 | 41,977,713 | 740,000 | 85.78 |
| | 2,595 | 49,061,036 | 740,000 | 100.00 |

The number of unitholders holding less than a marketable parcel of units (167 units) at 28 February 2019 was 728.

Restricted Founders Units (as at 28 February 2019)

| Unitholder | Number of Units | % of Total Units |
|--|------------------------|-------------------------|
| Casinos Austria International Limited | 370,000 | 0.74% |
| Accor Casino Investments (Australia) Pty Ltd | 370,000 | 0.74% |

Twenty Largest Unitholders of Listed Units (as at 28 February 2019)

| Name | Number of Units | % of Total Units |
|---|------------------------|-------------------------|
| 1. Reef Casino Investments Pty Ltd | 25,000,000 | 50.20 |
| 2. Sargon CT Pty Ltd <Casinos Austria International Holding GMBH> | 5,661,193 | 11.37 |
| 3. Casinos Austria International Limited | 2,385,715 | 4.79 |
| 4. Accor Casino Investments (Australia) Pty Limited | 2,051,803 | 4.12 |
| 5. Mr Gary Mauric | 1,982,000 | 3.98 |
| 6. Mr Gary Mauric | 1,785,000 | 3.58 |
| 7. Monex Boom Securities (HK) Ltd <Clients Account> | 354,508 | 0.71 |
| 8. Mr Gary Mauric | 333,000 | 0.67 |
| 9. Mr Frank McFadden | 316,684 | 0.64 |
| 10. Miss Pak Dan Chow | 271,000 | 0.54 |
| 11. Mrs Elspeth Macdonald | 250,000 | 0.50 |
| 12. Mr Michael Issenberg | 220,000 | 0.44 |
| 13. JP Morgan Nominees Australia Pty Ltd | 189,366 | 0.38 |
| 14. Julian Hercus & Associates Pty Ltd <Super Fund a/c> | 185,643 | 0.37 |
| 15. Mr Graham Bromilow Ambrose <Ambrose Super Benefits a/c> | 178,710 | 0.36 |
| 16. Goh Super Pty Ltd <The Goh Super Fund a/c> | 164,000 | 0.33 |
| 17. Mrs Rita Agata Mauric | 150,000 | 0.30 |
| 18. Mr William Coates Gair + Mrs June Verna Gair | 145,100 | 0.29 |
| 19. Contemplator Pty Ltd < ARG Pension Fund a/c> | 128,397 | 0.26 |
| 20. Pannu Pty Ltd <Pannu Super Fund a/c> | 114,000 | 0.23 |
| | 41,866,119 | 84.06 |

Voting rights

The voting rights, as set out in Clause 29.9 of the Trust Constitution, are:

On a show of hands every unitholder who is present in person or by proxy and who was recorded on the register at the books closing date for that meeting as a holder of a unit carrying the right to vote at that meeting shall have one vote and;

On a poll every such unitholder shall have:

- (a) one vote for each fully paid unit of which he is the registered holder; and
- (b) a fraction of a vote equivalent to the proportion of the total selling price paid-up for each partly paid unit for which he is the registered holder.

On-Market Buy-Back

There is no current on-market buy-back.

TRUST DIRECTORY

Registered office of the Responsible Entity

Reef Corporate Services Limited
Level 1, Mercure Hotel
85-87 North Quay
BRISBANE QLD 4000
Telephone: (07) 3211 3000
Facsimile: (07) 3211 4777
www.reefcasino.com.au/trust
Owned 50% Casinos Austria Group &
50% Accor Group

Casinos Austria is a leading player in the global casino gaming industry. With a unique portfolio of casino development and management services, Casinos Austria has successfully realised more casino and gaming projects in more jurisdictions than any other operator worldwide.

Accor, the world's leading hotel operator and market leader in Europe, is present in 100 countries with more than 4,500 hotels and 650,000 rooms. With more than 250,000 employees in Accor brand hotels worldwide, the Group offers to its clients and partners nearly 50 years of know-how and expertise.

Directors of the Responsible Entity

Mr Richard Haire (Chairman)
Mr Keith DeLacy
Mr Benjamin W Macdonald
Mr Christoph Zurucker-Burda
Mr Allan Tan
Mr Michael Issenberg
Mr Simon McGrath

Alternate directors

Mr Allan Tan (alternate for Mr Macdonald)
Mr Philip Basha (alternate for Mr Issenberg)

Secretary of the Responsible Entity

Ms Alison Galligan

Compliance, Audit and Risk Committee of the Responsible Entity

Mr Keith DeLacy (Chairman)
Mr Richard Haire
Mr Simon McGrath

Solicitors to the Responsible Entity

Herbert Smith Freehills
Level 31
480 Queen Street
BRISBANE QLD 4000

Unit registry

Computershare Investor Services Pty Ltd
Level 1
200 Mary Street
BRISBANE QLD 4000
GPO Box 2975
MELBOURNE VIC 3001
Telephone: 1300 552 270
www.investorcentre.com/contact

Trust Directory (continued)

Bankers

Bank of Queensland Limited
100 Skyring Terrace
NEWSTEAD QLD 4006

Auditors of the Trust

Grant Thornton Audit Pty Ltd
Level 13
Cairns Corporate Tower
15 Lake Street
CAIRNS QLD 4870

Securities exchange listing

Official list of the Australian Securities
Exchange

Sub-lessee of the Reef Hotel Casino complex

Casinos Austria International (Cairns) Pty Ltd
Level 1
Mercure Hotel
85-87 North Quay
BRISBANE QLD 4000
Telephone: (07) 3211 3000
Facsimile: (07) 3211 4777
Owned 50% Casinos Austria Group &
50% Accor Group

The Reef Hotel Casino

35 – 41 Wharf Street
CAIRNS QLD 4870
Telephone: (07) 4030 8888
Facsimile: (07) 4030 8777
www.reefcasino.com.au

Unitholder enquiries

Please contact the unit registry if you have any questions about your unitholding or distributions.

MUST SEE

MUST VISIT

QUEENSLAND'S BIGGEST AND PREMIER LEISURE
& ENTERTAINMENT COMPLEX NORTH OF BRISBANE

CASINOS AUSTRIA INTERNATIONAL

The Reef Hotel Casino

Try your luck at the tables and experience the thrills and excitement of international gaming or adjourn to one of our many bars for a well earned refreshment.

Offers 455 gaming machines, 38 gambling tables, plus Club Privé, TAB and Keno.
Open 7 Days 9am – 5am



Pullman Reef Hotel Casino

The Pullman Reef Hotel Casino features 128 luxury guest rooms and suites each offering charm, elegance and tranquility. Their decor accentuates the feel and lifestyle of Tropical North Queensland. Pullman facilities include swimming pool and spa, health club, and tour desk.



Diamond Room



Merchant

MUST SEE

MUST VISIT

QUEENSLAND'S BIGGEST AND PREMIER LEISURE
& ENTERTAINMENT COMPLEX NORTH OF BRISBANE



Cairns' only chef hatted restaurant, Tamarind is the ultimate in intimate dining experience. Using the freshest of locally sourced ingredients, Tamarind delivers exquisite flavours and impeccable service.



Multi award winning full scale Chinese restaurant offering traditional Chinese cuisine, yum cha and seafood. Open daily for lunch and dinner.



Choose from a great range of main fare, steaks from the grill, lighter meals, snacks, beverages and supper dishes. Open during Casino operating hours.



Cairns Dinner Theatre Enjoy an evening of Fun, Frivolity and Dining, with Cabaret, Farce, Burlesque and Stand Up Comedy Shows.



Café China Noodle Bar offers a tempting array of traditional Chinese delicacies in the historic surroundings of Customs House. Open daily.



More than 330 undercover car parking spaces are provided for those attending events and for our Casino and Hotel patrons.



A total of ten unique venues ranging from ballroom to boardroom to poolside are available to cater for 8 to more than 800 guests for every type of function.



Located on Level 2 of the complex, the Casino Sport Arena has a HUGE LED screen showing major sporting events and movies, complemented by multiple high definition screens and luxury cinema style seating. The latest TAB and Keno facilities, gaming machines and table gaming makes this a unique entertainment venue.



Enjoy the exciting attraction, Cairns ZOOM. With crossings and ziplines, internal and external rooftop walkways, experience the thrill of a birds-eye view of the Dome and animals, and spectacular views of the city and seascapes. You can glide over a 4 metre crocodile or freefall from the 13 metre high tower. Height and weight restriction apply.



The entertainment hub of the complex, BAR36 offers a great venue to meet with friends. Combine industrial chic, gourmet tapas, the coldest beers & craft cocktails with state of the art sound & light and you have BAR36, the best live and free music venue bar none.



Café chic at its best, enjoy great boutique coffee and teas, breakfast, light lunches, house made salads, desserts and baked goods. Enjoy a cool beer or wine and people watch from the deck or experience the cool comfort of the interior which integrates through to the hotel lobby.

MUST SEE

MUST VISIT

QUEENSLAND'S BIGGEST AND PREMIER LEISURE
& ENTERTAINMENT COMPLEX NORTH OF BRISBANE



Hotel Lobby



Tamarind Restaurant



BAR36 Live Entertainment



Casino Sports Arena


CASINOS AUSTRIA INTERNATIONAL

 pullman
HOTELS AND RESORTS

REEF HOTEL CASINO

